



(All pricing is retail USD)

Dealer: _____ Phone: _____ Client: _____
 Contact: _____ Email: _____
 Address: _____ PO#: _____ Date: _____
 City/Prov/Postal Code: _____

LEVO USA
 7105 Northland Terrace
 Brooklyn Park, MN 55428
 888.538.6872
 888.LevoUSA
 763.582.0442 FAX
 sales@levousa.com
 AmyJ@levousa.com
 www.levousa.com

Demo chairs in Canada available through NuVision Rehab Group - visit www.nuvisionrehab.com for contact information

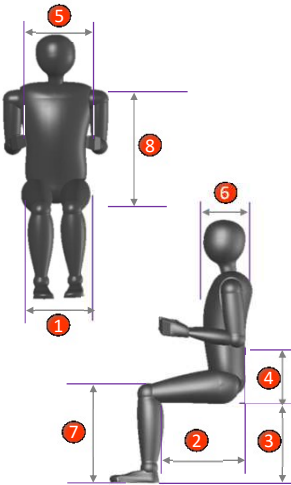
Standard Base Configuration USD \$14,275

- Power Base: Overall Width 24.75", Overall Length 41.25" (incl. footplate)
- Drive Sitting or Standing
- Patented Low Shear Backrest/Armrest System
- 2 Plus 2 Drive Wheel Configuration
- Solid Seat Pan
- Center Mount Backrest
- Armrest: Flip-Up with Polyurethane Armrest Pads (W3.25" x L12.75" x 1.25" thick)
 Height Adjustable (6.75"-10.25")
- Adjustable Seat Depth (13.75"-25")
- Seat Height: 18.9"-21.5"
- Vehicle Tie Downs
- Shroud Colors: Black, Blue, Red, Yellow
- Dual Flip-Up Footplates W6.25" x L9.5" with non-slip surface
- Manual Tilt: 2.5, 5, 7.5, 10 Degrees
- Maximum Client Weight 310 lbs.
- Drive Wheel 3" x 14" Tire with Solid Insert
- Rear Anti-Tip wheel



Anatomical Dimensions

Weight:	
Height:	
Hip Width:	①
Upper Leg Length:	②
Lower Leg Length:	③
Seat to Elbow:	④
Chest Width:	⑤
Chest Depth:	⑥
Floor to top of knee:	⑦
Seat to Top of Shoulder:	⑧



① Hip width > Seat width

Hip width:

Seat width:

12.5"	Option
14"	Option
15.75"	Option
17.25"	Option
19"	Option
20.5"	Option

② Upper leg length > Seat depth

Upper leg length:

Note: The design of the C3 dictates that the seat depth setting matches the upper leg length.

Adjustable Seat depth - Set to:

13.75"	Option	17.75"	Option	21.75"	Option
14.5"	Option	18.5"	Option	22.5"	Option
15.5"	Option	19.25"	Option	23.25"	Option
16"	Option	20"	Option	24"	Option
17"	Option	21"	Option	25"	Option

③ Lower leg length > Seat to footplate

Lower leg length:

Note: Please consider cushion thickness when choosing the seat to footplate setting

Left		Right	
Set to:	Seat to footplate	Set to:	Seat to footplate
9.5"	<input type="text"/>	9.5"	<input type="text"/>
17.5"	<input type="text"/>	17.5"	<input type="text"/>

Seat height

To accommodate lower leg lengths of 17.75" to 19.75", the C3 is available with a 2.5" higher seat height. The seat height is not adjustable so please check the box accordingly.

18.9"	<input type="checkbox"/>	\$	-
21.5"	<input type="checkbox"/>	\$	272

④ Seat to elbow > Arm height

Seat surface to elbow:

Note: Please consider cushion thickness when choosing the arm height

Set to:

6.75"	<input type="text"/>	10.75"
-------	----------------------	--------

User weight

The maximum user weight is 310 lbs. The weight of the user determines the force of the lifting springs.

User weight: lbs.

Joystick & Control System



① VR2 control system: \$ 1,495
 - Std. control system
 - 90 A Power module
 - Max. 2 actuators
 - Controls lights
 - Programmable



② R-Net control system - CJSM (requires expandable controller and harness) ADP: WEX1 \$ 954
 - Color LCD Joystick module
 - 120 A Power module
 - Max. 6 actuators, multiple axes
 - Controls lights
 - Fully programmable, multiple profiles
 - Expandable

③ R-Net control system - CJSM2 (requires expandable controller and harness) ADP: WEX1 \$ 1,195
 - Same CJSM above plus the following
 - 3.5" VGA color display for improved recognition
 - Paddle switches for on/off, profile/mode and speed for increased function
 - Metal case for improved durability
 - Loudspeaker horn for improved audio recognition

Expandable controller (required for Alternate Control) \$ 583
 Expandable controller - Harness \$ 509

Joystick Mounting Options



① Mount - Standard
 Mount - Swing away mounting bracket ADP: Std. \$ •
 WEXPM \$ 318

Mount Joystick - Right \$ •
 Mount Joystick - Left \$ •

② Joystick protection guard \$ 120

Attendant Controls (for other "Alternate Controls", please see our separate order form)



Attendant control with hardware - VR2 \$ 891

Attendant control with hardware - R-Net \$ 1,181
 R-Net connector block (necessary for attendant and alternate controls) \$ 329

Speed

4 mph Std. \$ •
 5 mph Option \$ •
 6 mph Option \$ •

GYRO Steering Performance



Gyro module auto correction system (requires R-net) ADP: WEPQ \$ 1,113

- Straight travel line when traversing inclines
 - Straight travel over obstacles

Batteries

Group 22 - sealed lead - 48 Ah \$ 660
 Group 24 - sealed gell - 73 Ah \$ 760

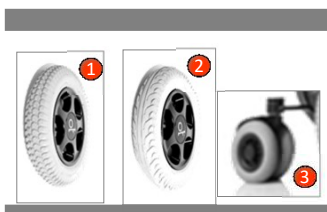
Shroud Color Options

Black Std. \$ •
 Blue Option \$ •
 Red Option \$ •
 White Option \$ •


Blue metallic \$ 490
 Green metallic \$ 490
 Red metallic \$ 490
 Silver metallic \$ 490

Lemon reflex \$ 565
 Orange reflex \$ 565
 Silver reflex \$ 565

Other RAL color RAL #: \$ 895



Wheel Options		Std.	
1	Drive - Block profile 3" x 14" tire with solid insert	<input type="checkbox"/>	
2	Drive - "V" profile 3" x 14" tire with solid insert	<input type="checkbox"/>	
3	Rear - Twin 1.75" x 7" tire with solid insert	Option	\$ 222



Lights			
	Light kit - front and rear with turn signal	K0108	\$ 1,156



Power Seat Functions			
	Power standing system	<input type="checkbox"/>	\$ 7,625
	Bodypoint chest support belt (mandatory with standing)	<input type="checkbox"/>	\$ 143
	Knee support (mandatory with standing, see "Knee Support" page 5)		
	Stand and drive legrest Assembly	<input type="checkbox"/>	\$ 998
1	Power tilt (requires the below)	ADP: WP0001151	\$ 5,772
	Multiple seat function electronic kit	<input type="checkbox"/>	\$ 3,134

Backrest - center mount (must order mounting hardware)



Backrest - V-Trak "Dynamic Stability" with internal adjustable straps and adjustable laterals (Flexes to absorb energy, .25" padded/breathable upholstery)

V-TRAK Axxis with parallel sides

Parallel Sides with 2-3 inches of contour depth



Internal adjustable spine profiling straps



Internal adjustable lateral support

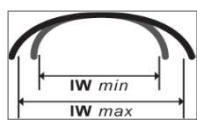


Width	M	L	XL
Adjustable:	Inside Width 9.5"-12"	Inside Width 11"-13.5"	Inside Width 13.5"-15.75"
1 Height 12"	\$695 <input type="checkbox"/>	\$695 <input type="checkbox"/>	\$750 <input type="checkbox"/>
2 Height 15.75"	\$695 <input type="checkbox"/>	\$695 <input type="checkbox"/>	\$750 <input type="checkbox"/>
3 Height 23.5"	\$750 <input type="checkbox"/>	\$775 <input type="checkbox"/>	\$795 <input type="checkbox"/>




V-TRAK Axxis Deep Contour (Lateral crest is always 22cm from bottom)

Deep contour with 5-7 Inches of contour depth



Internal adjustable spine profiling straps




Internal adjustable lateral support - Lateral adjustment for front of backrest

Width	M	L	XL	XXL
Adjustable:	Inside Width 9.5"-12"	Inside Width 11"-13.5"	Inside Width 13.5"-15.75"	Inside Width 14"-21.5"
4 Height 21.5"	\$775 <input type="checkbox"/>	\$795 <input type="checkbox"/>	\$825 <input type="checkbox"/>	\$850 <input type="checkbox"/>
5 Height 23.5"	\$775 <input type="checkbox"/>	\$795 <input type="checkbox"/>	\$825 <input type="checkbox"/>	\$850 <input type="checkbox"/>

Mounting Hardware

Adjustable mounting hardware

		\$ 292
--	--	--------



6 Backrest - Motion Concepts (Proprietary Levo design) (must order mounting hardware)

Note: This is advised for client weight of over 200 lbs..

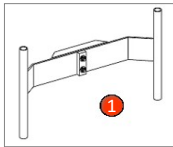
Width	12"	13"	14"	16"	17"	18"	19"	20"		
Height										
Height 14"	<input type="checkbox"/>	<input type="checkbox"/>	<input type="checkbox"/>							\$ 724
Height 16"				<input type="checkbox"/>	<input type="checkbox"/>	<input type="checkbox"/>	<input type="checkbox"/>	<input type="checkbox"/>		\$ 824
Height 20"				<input type="checkbox"/>	<input type="checkbox"/>	<input type="checkbox"/>	<input type="checkbox"/>	<input type="checkbox"/>		\$ 824

Mounting Hardware

Motion Concepts adjustable mounting hardware


		\$ 292
--	--	--------

Backrest options



① Dual tube conversion with adjustable mounting hardware \$ 262

Seat Cushion - memory foam with cover



Seat width ▶ Seat depth ▼	12.5"	14"	15.75"	17.5"	19"	20.5"
14.5"-15.5"	<input type="checkbox"/>	<input type="checkbox"/>	<input type="checkbox"/>	<input type="checkbox"/>	<input type="checkbox"/>	<input type="checkbox"/>
16"-17.75"	<input type="checkbox"/>	<input type="checkbox"/>	<input type="checkbox"/>	<input type="checkbox"/>	<input type="checkbox"/>	<input type="checkbox"/>
18.5"-20"	<input type="checkbox"/>	<input type="checkbox"/>	<input type="checkbox"/>	<input type="checkbox"/>	<input type="checkbox"/>	<input type="checkbox"/>
21"-22.5"	<input type="checkbox"/>	<input type="checkbox"/>	<input type="checkbox"/>	<input type="checkbox"/>	<input type="checkbox"/>	<input type="checkbox"/>
23.25"-25"	<input type="checkbox"/>	<input type="checkbox"/>	<input type="checkbox"/>	<input type="checkbox"/>	<input type="checkbox"/>	<input type="checkbox"/>

<input type="checkbox"/>	<input type="checkbox"/>	\$	397
<input type="checkbox"/>	<input type="checkbox"/>	\$	397
<input type="checkbox"/>	<input type="checkbox"/>	\$	397
<input type="checkbox"/>	<input type="checkbox"/>	\$	397
<input type="checkbox"/>	<input type="checkbox"/>	\$	397

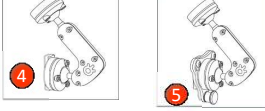
Additional Seat Cushion Cover

Standard \$ 219
 Incontinent \$ 219

Headrest - V-Trak (must order mounting hardware)



① Head support
 Winged 4" deep 9.5" wide 4.5" high \$ 189
 Winged L 5" deep 11.5" wide 6" high \$ 199
 ② Crescent 5" deep 11" wide 7" high (requires Ball Mount hardware) \$ 275
 ③ Cradle (sub occipital pad) 6" deep 8.25" wide 6.5" high (requires Ball Mount hardware) \$ 265



④ Mounting Hardware
 V-Trak headrest mount - Adjustable \$ 199
 ⑤ V-Trak headrest mount - ball mount adjustable \$ 259
 V-Trak headrest mount - Ball mount quick release adjustable \$ 289


Headrest - Motion Concepts (must order mounting hardware)



⑦ Headrest
 6" wide 3" high \$ 332
 8" wide 6" high \$ 332
 10" wide 6" high \$ 332
 Headrest mounting hardware - adjustable \$ 240

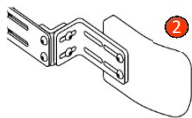
Lateral Thoracic Support (must order mounting hardware)

V-Trak (available on C3 with Dual Tube Conversion only)



① V-Trak lateral support (cane mount), pad and cover
 Right Medium 4.25"x6" \$ 179
 Left Medium 4.25"x6" \$ 179
 Right Large 5" x 7" \$ 179
 Left Large 5" x 7" \$ 179
 V-Trak adjustable mounting hardware - Left \$ 189
 V-Trak adjustable mounting hardware - Right \$ 189

Motion Concepts (must order mounting hardware)



② MC lateral support (cane mount), pad and cover
 Right Small 3.5"x5.25" \$ 129
 Left Small 3.5"x5.25" \$ 129
 Right Medium 3.75"x5.75" \$ 129
 Left Medium 3.75"x5.75" \$ 129
 Right Large 4.25"x6.5" \$ 129
 Left Large 4.25"x6.5" \$ 129



③ MC mounting hardware - adjustable
 Right \$ 153
 Left \$ 153
 MC mounting hardware - adjustable/swing away
 Right \$ 222
 Left \$ 222

Knee Support Options (mandatory with standing)





①	Knee support "Pro" - center mount	Pads adjustable H3.5"xD2.75"	Pad 4"- 4.75"	Pair			\$	645	
			Pad 5.5"- 6.25"	Pair			\$	645	
	Knee support hardware - adjustable		Requires one	Each			\$	-	
②	Knee support - swing away		Right	Pad 4"- 4.75"	Each			\$	425
				Pad 5.5"- 6.25"	Each			\$	425
	Knee support hardware - adjustable			Pair			\$	380	
	Knee support - swing away		Left	Pad 4"- 4.75"	Each			\$	425
				Pad 5.5"- 6.25"	Each			\$	425
	Knee support hardware - adjustable			Pair			\$	380	

Footplates

Footplate - angle adjustable	ADP: WEPJ	80°	Right			\$	45
	ADP: WEPJ	90°				\$	45
	ADP: WEPJ	100°				\$	45
	ADP: WEPJ	80°	Left			\$	45
						\$	45
						\$	45

Accessories



①	Sideguards		Right			\$	249	
			Left			\$	249	
	Mounting hardware - adjustable		Right			\$	-	
			Left			\$	-	
②	Lateral thigh supports	ADP: SEMCF703L	Right			\$	122	
		ADP: SEMCF703L	Left			\$	122	
	Lateral thigh support adjustable hardware (accommodates down to a minimum hip width of 8.75")		Right			\$	213	
			Left			\$	213	
③	Chest support - padded roll bar					\$	526	
		Chest support mounting hardware - removeable/adjustable				\$	-	
④	Shoe holder	3.75" x 7.25"	Small	Right			\$	213
			Small	Left			\$	213
		4.5" x 8"	Large	Right			\$	233
			Large	Left			\$	233
⑤	Push handle bar				\$	297		
⑥	Rear view mirror		Right			\$	106	
			Left			\$	106	
⑦	Tray table - swing away (mounted opposite joystick)	ADP: :TND0010				\$	282	
	Tray table - swing away hardware	ADP: :TND0010				\$	293	
⑧	Joystick handle type		T-bar			\$	107	
			Stick			\$	107	
			Softball			\$	107	
			Mushroom			\$	107	
			Chin			\$	107	
			Ball			\$	107	

EZ Lock docking system

Note: The EZ Lock docking system is ordered direct from EZ Lock and installed by the dealer.
 Note that Group 22 batteries are necessary for correct installation.
 Levo is not responsible for any damage to the chair by the installation.

Remarks

Pricing, features, options and accessories are subject to change without prior notice.