



Dealer: _____ Phone: _____ Client: _____
 Contact: _____ Email: _____
 Address: _____ PO#: _____ Date: _____
 City/State/Zip: _____

LEVO USA
 7105 Northland Terrace
 Brooklyn Park, MN 55428
 888.538.6872
 888.LevoUSA
 763.582.0442 FAX
 sales@levousa.com
 AmyJ@levousa.com
 www.levousa.com

Purchasing through (funding source) _____

Standard Base Configuration \$15,995

- VR2 Joystick Control System
- Power Base: Overall Width 24.75". Overall Length 41.25" (incl. footplate)
- Drive Sitting or Standing
- Patented Low Shear, Angle Adjustable Backrest/Armrest System
- 2 Plus 2 Dual Drive Wheel Configuration
- Solid Seat Pan
- Center Mount Backrest
- Armrest: Flip-Up with Polyurethane Armrest Pads (W3.25" x L12.75" x 1.25" thick)
 Height Adjustable (6.75"-10.25")
- Adjustable Seat Depth (13.75"-25")
- Seat Height: 18.9"-21.5"
- Vehicle Tie Downs
- Shroud Colors: Black, Blue, Red, Yellow
- Dual Flip-Up Footplates W6.25" x L9.5" with non-slip surface
- Manual Adjustable Tilt: 2.5, 5, 7.5, 10 Degrees
- Maximum Client Weight 310 lbs.
- Rear Wheel 1.5" x 6.75" Solid Poly/Mid Wheel 3" x 14" Tire with Solid Insert/Front Wheel 2.5" x 8.5" Solid Poly
- Rear Anti-Tip wheel



Anatomical Dimensions

Weight:

Height:

Hip Width:

Upper Leg Length:

Lower Leg Length:

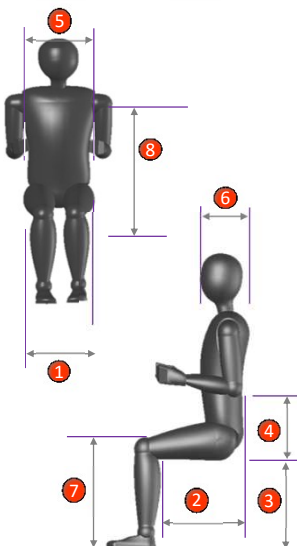
Seat to Elbow:

Chest Width:

Chest Depth:

Floor to top of knee:

Seat to Top of Shoulder:



1 Hip width > Seat width

Hip width:

Seat width:

12.5"	Option
14"	Option
15.75"	Option
17.25"	Option
19"	Option
20.5"	Option

2 Upper leg length > Seat depth

Note: The design of the C3 dictates that the seat depth setting matches the upper leg length.

Upper leg length:

Adjustable Seat depth - Set to:

13.75"	Option	17.75"	Option	21.75"	Option
14.5"	Option	18.5"	Option	22.5"	Option
15.5"	Option	19.25"	Option	23.25"	Option
16"	Option	20"	Option	24"	Option
17"	Option	21"	Option	25"	Option

3 Lower leg length > Seat to footplate

Note: Please consider cushion thickness when choosing the seat to footplate setting

Lower leg length:

Left	Seat to footplate	Right
Set to:		Set to:
9.5" <input type="text"/>		9.5" <input type="text"/>
17.5"		17.5"

Seat height

To accommodate lower leg lengths of 17.75" to 19.75", the C3 is available with a 2.5" higher seat height. The seat height is not adjustable so please check the box accordingly.

18.9"	<input type="checkbox"/>	\$	-
21.5"	<input type="checkbox"/>	\$	195

4 Seat to elbow > Arm height

Note: Please consider cushion thickness when choosing the arm height

Seat surface to elbow:

Set to:

6.75" min 10.75" max

User weight

The maximum user weight is 310 lbs..
The weight of the user determines the force of the lifting springs.

User weight:
lbs.

Joystick & Control System



① VR2 control system:
- Std. control system Std. •
- 90 A Power module
- Max. 2 actuators
- Controls lights
- Programmable




② R-Net control system - CJSM (requires expandable controller and harness) \$ 954
- Color LCD Joystick module
- 120 A Power module
- Max. 6 actuators, multiple axes
- Controls lights
- Fully programmable, multiple profiles
- Expandable

③ R-Net control system - CJSM2 (requires expandable controller and harness) \$ 1,295
- Same CJSM above plus the following
- 3.5" VGA color display for improved recognition
- Paddle switches for on/off, profile/mode and speed for increased function
- Metal case for improved durability
- Loudspeaker horn for improved audio recognition

Expandable controller (required for Alternate Control) E2377 \$ 635
Expandable controller - Harness E2313 \$ 561

Joystick Mounting Options



① Mount - Standard Std. •
Mount - Swing away retractable E1028 \$ 318

Mount Joystick - Right •
Mount Joystick - Left •

② Joystick protection guard K0108 \$ 229

Attendant Controls (for other "Alternate Controls", please see our separate order form)



Attendant control with hardware - VR2 E2331 \$ 891

Attendant control with hardware - R-Net E2331 \$ 1,181
R-Net connector block (necessary for attendant and alternate controls) K0108 \$ 329

Speed

4 mph Std. •
5 mph Option •
6 mph Option •

GYRO Steering Performance



Gyro module (requires R-net electronics) \$ 795
- Straight travel line when traversing inclines
- Straight travel over obstacles

Batteries

Group 22 - sealed lead - 48 Ah E2361 \$ 660
Group 24 - sealed gell - 73 Ah E2363 \$ 760

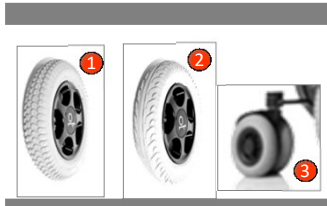
Shroud Color Options

Black Std. •
Blue Option •
Red Option •
White Option •

Blue metallic \$ 595
Green metallic \$ 595
Red metallic \$ 595
Silver metallic \$ 595

Lemon reflex \$ 695
Orange reflex \$ 695
Silver reflex \$ 695

Other RAL color RAL #: \$ 895



Wheel Options

- 1 Drive - Block profile 3" x 14" tire with solid insert
- 2 Drive - "V" profile 3" x 14" tire with solid insert
- 3 Rear - Dual 1.75" x 7" tire with solid insert

Std.	<input type="checkbox"/>	
Option	<input type="checkbox"/>	
	Option	\$ 350



Lights

Light kit - front and rear with turn signal K0108 \$ 1,156

Seating



Power Seat Functions

- Power standing system
 - Bodypoint chest support belt (mandatory with standing)
 - Knee support (mandatory with standing, see "Knee Support" page 5)
- Stand and drive legrest Assembly
- 1 Power tilt (requires multiple seat function electronic kit)
- Power recline (requires multiple seat function electronic kit)
- Power tilt & recline (requires multiple seat function electronic kit)
- Multiple seat function electronic kit

E2301	<input checked="" type="checkbox"/>	\$ 8,995
E0960	<input type="checkbox"/>	\$ 172
K0108	<input checked="" type="checkbox"/>	\$ 2,295
E1002	<input type="checkbox"/>	\$ 5,772
E1004	<input type="checkbox"/>	\$ 4,500
E1007	<input type="checkbox"/>	\$ 10,872
E2311	<input type="checkbox"/>	\$ 3,134

Backrest - center mount

NOTE: V-trak and Motion Concepts support devices are available only on their respective backrests

Backrest - V-Trak "Dynamic Stability" with internal adjustable straps and adjustable laterals (Flexes to absorb energy, .25" padded/breathable upholstery)

V-TRAK Axxis with parallel sides

Parallel Sides with 2-3 inches of contour depth



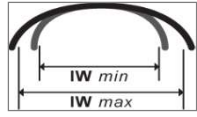
Internal adjustable spine profiling straps



Internal adjustable lateral support



Width	M	L	XL
Adjustable:	Inside Width 9.5"-12"	Inside Width 11"-13.5"	Inside Width 13.5"-15.75"
1 Height 12"	\$695 <input type="checkbox"/> E2620	\$695 <input type="checkbox"/> E2620	\$750 <input type="checkbox"/> E2620
2 Height 15.75"	\$695 <input type="checkbox"/> E2620	\$695 <input type="checkbox"/> E2620	\$750 <input type="checkbox"/> E2620
3 Height 21.5"	\$750 <input type="checkbox"/> E2620	\$775 <input type="checkbox"/> E2620	\$795 <input type="checkbox"/> E2620



V-TRAK Axxis Deep Contour (Lateral crest is always 8.75" from bottom)

Deep contour with 5-7 Inches of contour depth



Internal adjustable spine profiling straps



Internal adjustable lateral support - Lateral adjustment for front of backrest

Width	M	L	XL	XXL
Adjustable:	Inside Width 9.5"-12"	Inside Width 11"-13.5"	Inside Width 13.5"-15.75"	Inside Width 14"-21.5"
4 Height 15.75"	\$775 <input type="checkbox"/> E2620	\$795 <input type="checkbox"/> E2620	\$825 <input type="checkbox"/> E2620	\$850 <input type="checkbox"/> E2620
5 Height 21.5"	\$775 <input type="checkbox"/> E2620	\$795 <input type="checkbox"/> E2620	\$825 <input type="checkbox"/> E2620	\$850 <input type="checkbox"/> E2620

Mounting Hardware

Adjustable mounting hardware E1028 \$ 292


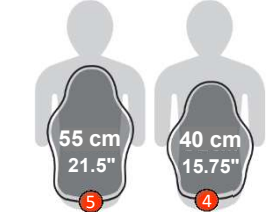
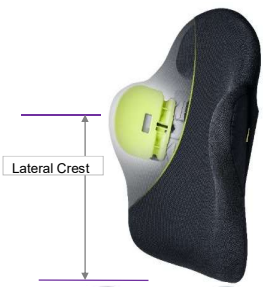
6 Backrest - Motion Concepts (Proprietary Levo design) (must order mounting hardware)

Note: This is advised for client weight of over 200 lbs..

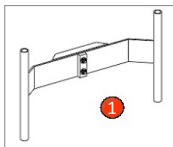
Width	12"	13"	14"	16"	17"	18"	19"	20"		
Height										
Height 14"	<input type="checkbox"/>	<input type="checkbox"/>	<input type="checkbox"/>						E2620	\$ 724
Height 16"				<input type="checkbox"/>	<input type="checkbox"/>	<input type="checkbox"/>	<input type="checkbox"/>	<input type="checkbox"/>	E2620	\$ 824
Height 20"				<input type="checkbox"/>	<input type="checkbox"/>	<input type="checkbox"/>	<input type="checkbox"/>	<input type="checkbox"/>	E2620	\$ 824

7 Mounting Hardware

Motion Concepts adjustable mounting hardware E1028 \$ 292




Backrest options



①	Dual tube conversion bracket with adjustable mounting hardware <i>(For 3rd party backrest systems)</i>	E1028	\$ 262
---	---	-------	--------

Seat Cushion - memory foam with cover




Seat width ▶ Seat depth ▼	12.5"	14"	15.75"	17.5"	19"	20.5"
14.5"-15.5"	<input type="checkbox"/>	<input type="checkbox"/>	<input type="checkbox"/>	<input type="checkbox"/>	<input type="checkbox"/>	<input type="checkbox"/>
16"-17.75"	<input type="checkbox"/>	<input type="checkbox"/>	<input type="checkbox"/>	<input type="checkbox"/>	<input type="checkbox"/>	<input type="checkbox"/>
18.5"-20"	<input type="checkbox"/>	<input type="checkbox"/>	<input type="checkbox"/>	<input type="checkbox"/>	<input type="checkbox"/>	<input type="checkbox"/>
21"-22.5"	<input type="checkbox"/>	<input type="checkbox"/>	<input type="checkbox"/>	<input type="checkbox"/>	<input type="checkbox"/>	<input type="checkbox"/>
23.25"-25"	<input type="checkbox"/>	<input type="checkbox"/>	<input type="checkbox"/>	<input type="checkbox"/>	<input type="checkbox"/>	<input type="checkbox"/>

E2601	\$ 397
E2601	\$ 397
E2601	\$ 397
E2601	\$ 397
E2601	\$ 397

Additional Seat Cushion Cover

Standard	E2619	\$ 219
Incontinent	E2619	\$ 219

Headrest - V-Trak (must order mounting hardware)



①	Head support								
	Winged	4" deep	9.5" wide	4.5" high			E0955	\$ 189	
	Winged L	5" deep	11.5" wide	6" high			E0955	\$ 199	
	Crescent	5" deep	11" wide	7" high	<i>(requires Ball Mount hardware)</i>		E0955	\$ 275	
	Cradle <i>(sub occipital pad)</i>	6" deep	8.25" wide	6.5" high	<i>(requires Ball Mount hardware)</i>		E0955	\$ 265	

Mounting Hardware

① ④ ⑤	V-Trak headrest mount - Adjustable	E1028	\$ 199
	V-Trak headrest mount - ball mount adjustable	E1028	\$ 259
	V-Trak headrest mount - Ball mount quick release adjustable	E1028	\$ 289


Headrest - Motion Concepts (must order mounting hardware)



⑦	Headrest	6" wide 3" high	E0955	\$ 332
		8" wide 6" high	E0955	\$ 332
		10" wide 6" high	E0955	\$ 332
	Headrest mounting hardware - adjustable		E1028	\$ 240

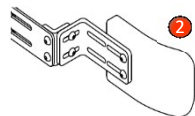
Lateral Thoracic Support (must order mounting hardware)

V-Trak (available on C3 with Dual Tube Conversion only)



①	V-Trak lateral support (cane mount), pad and cover	Right Medium 4.25"x6"	E0956	\$ 179
		Left Medium 4.25"x6"	E0956	\$ 179
		Right Large 5" x 7"	E0956	\$ 179
		Left Large 5" x 7"	E0956	\$ 179
	V-Trak adjustable mounting hardware - Left		E1028	\$ 189
	V-Trak adjustable mounting hardware - Right		E1028	\$ 189


Motion Concepts (must order mounting hardware)



②	MC lateral support (cane mount), pad and cover	Right Small 3.5"x5.25"	E0956	\$ 136
		Left Small 3.5"x5.25"	E0956	\$ 136
		Right Medium 1.75"x5.75"	E0956	\$ 136
		Left Medium 1.75"x5.75"	E0956	\$ 136
		Right Large 4.25"x6.5"	E0956	\$ 136
		Left Large 4.25"x6.5"	E0956	\$ 136
	MC mounting hardware - adjustable	Right	E1028	\$ 154
		Left	E1028	\$ 154
③	MC mounting hardware - adjustable/swing away	Right	E1028	\$ 222
		Left	E1028	\$ 222



Knee Support Options (mandatory with standing)





①	Knee support "Pro" - center mount	Pads adjustable H3.5"xD2.75"							
			Pad 4"- 4.75"	Pair	K0108	\$	645		
	Knee support hardware - adjustable		Pad 5.5"- 6.25"	Pair	K0108	\$	645		
			Requires one	Each	E1028	\$	250		
②	Knee support - swing away		Right		Pad 4"- 4.75"	Each	K0108	\$	320
			Pad 5.5"- 6.25"	Each	K0108	\$	320		
	Knee support hardware - adjustable			Pair	E1028	\$	295		
		Left		Pad 4"- 4.75"	Each	K0108	\$	320	
	Knee support hardware - adjustable			Pad 5.5"- 6.25"	Each	K0108	\$	320	
				Pair	E1028	\$	295		

Footplates

Footplate - angle adjustable			Right				
	80°		K0040	\$	46		
	90°		K0040	\$	46		
	100°		K0040	\$	46		
			Left				
	80°		K0040	\$	46		
		90°		K0040	\$	46	
		100°		K0040	\$	46	

Accessories



①	Sideguards			Right	K0108	\$	249
				Left	K0108	\$	249
	Mounting hardware - adjustable			Right	E1028	\$	159
				Left	E1028	\$	159
②	Lateral thigh supports			Right	E0956	\$	129
				Left	E0956	\$	129
	Lateral thigh support adjustable hardware (accommodates down to a minimum hip width of 8.75")			Right	E1028	\$	213
				Left	E1028	\$	213
③	Chest support - padded roll bar				K0108	\$	695
		Chest support mounting hardware - removeable/adjustable			E1028	\$	159
	Additional Chest support - BodyPoint Universal Neoprene- 4.5" wide - SP110L				E0960	\$	195
⑤	Shoe holder	3.75" x 7.25"	Small	Right	K0108	\$	213
		3.75" x 7.25"	Small	Left	K0108	\$	213
		4.5" x 8"	Large	Right	K0108	\$	233
		4.5" x 8"	Large	Left	K0108	\$	233
⑥	Push handle bar				K0108	\$	297
⑦	Rear view mirror			Right	K0108	\$	98
				Left	K0108	\$	98
⑧	Tray table - swing away (mounted opposite joystick)				E0950	\$	282
		Tray table - swing away hardware			E1028	\$	293
⑨	Joystick handle type			T-bar	E2323	\$	107
				Stick	E2323	\$	107
				Softball	E2323	\$	107
				Mushroom	E2323	\$	107
				Chin	E2323	\$	107
				Ball	E2323	\$	107

EZ Lock docking system

Note: The EZ Lock docking system is ordered direct from EZ Lock and installed by the dealer.
 Note that Group 22 batteries are necessary for correct installation.
 Levo is not responsible for any damage to the chair by the installation.

Remarks

Pricing, features, options and accessories are subject to change without prior notice.
 The HCPC coding shown are recommendations only.