



Canada Quote / Order Form Combi

All Prices Listed - USD

7105 Northland Terrace
 Brooklyn Park, MN 55428
 Ph# 1-888-538-6872- Ext 2
 Fax# 763-582-0442
 Amy Jorgensen-Inside Sales
AmyJ@LevoUSA.com
www.levousa.com



Dealer Information

Contact _____ Fax# _____
 Company _____ Ph# _____
 Address _____ Email _____
 City _____ Date _____
 State/Zip _____

Client Information

Name _____
 Height: _____ Weight: _____ (265 Lbs Max)
 Accurate weight is important for selection of proper power components

Please answer the following questions accurately and completely. Identifying the exact measurements within the diagrams allows for correct configuration and final adjustments for the client. Please do not provide measurements from client's existing chair or cushion! Please be

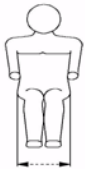
Upper Leg Length- Seat Depth



While sitting, measure the distance between the rear point of the bottom and the hollow of the knee

S - M	L - XL
13.75" ← → 19"	18" ← → 23"
13.75" <input type="checkbox"/>	18" <input type="checkbox"/>
14.5" <input type="checkbox"/>	19" <input type="checkbox"/>
15.25" <input type="checkbox"/>	19.75" <input type="checkbox"/>
16" <input type="checkbox"/>	20.5" <input type="checkbox"/>
17" <input type="checkbox"/>	21.25" <input type="checkbox"/>
17.75" <input type="checkbox"/>	22" <input type="checkbox"/>
18.5" <input type="checkbox"/>	23" <input type="checkbox"/>

Hip Size- Seat Pan Width



While sitting, measure the outermost points of the hips

15" ← → 19.75"	15" <input type="checkbox"/>
	17.25" <input type="checkbox"/>
	19.5" <input type="checkbox"/>

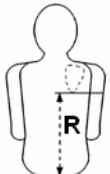
Lower Leg Length



While sitting, measure from the leg to bottom of heels with shoes on
 Do not use a cushion

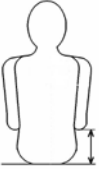
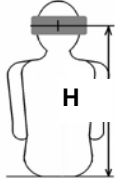




14.5" ← → 25"







Backrest Height










Measure the distance between the seating surface and the lower shoulder blade bone

"R" _____

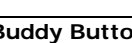
Armrest Height		Bitte
	Distance between seat surface and bottom of forearm	7" ← → 9.75"
<hr/>		
Headrest Height		Bitte
	From the top of seat surface to mid-point back of head	"H" _____
<hr/>		
Combi Base		
Power wheelchair with the following features as standard: center wheel power base; battery charger; high speed motors- 6.0MPH; multiple power seat functionality; 120 amp electronics; enhanced performance choices; extra strong knee support; shock absorbing suspension system; height adjustable flip-up armrests and flat free tires.		\$13,294.00 <input type="checkbox"/>
Crash tested per ISO 7176/19 & ANSI/REINF WC/Vol 1-Section 19		
Batteries		\$660.00 <input type="checkbox"/>
Qty 2- Group 22- 55AH Gel Batteries- Installed		
<hr/>		
Wheel Profile Options- Please select preference		
	V Profile for drive and front wheel	N/C <input type="checkbox"/>
	Block Profile for drive and front wheel	N/C <input type="checkbox"/>
<hr/>		
Max. Speed		
4 mph <input type="checkbox"/> 5 mph <input type="checkbox"/> ◆ 6 mph <input type="checkbox"/>		
<hr/>		
Joystick Mount		
Right <input type="checkbox"/> Left <input type="checkbox"/>		
<hr/>		
Shroud Colors -- Check preference		Special Colors -- Additional charge \$490.00 <input type="checkbox"/>
Traffic Red _____	Red Metallic _____	Orange Reflective _____
Zinc Yellow _____	Green Metallic _____	Lemon Reflective _____
Marine Blue _____	Blue Metallic _____	Silver Reflective _____
Traffic Black _____	Silver Metallic _____	
<hr/>		
Backrest Options		
Omit Backrest		<input type="checkbox"/>
Client can choose alternative backrest- Combi comes standard with dual cane backrest supports		
Tension Adjust Sling Backrest		\$250.00 <input type="checkbox"/>
<hr/>		
V-Trak Standard & Axxis Backrest		
	V-Trak Standard Backrest -- 16" High	\$837.00 <input type="checkbox"/>
	V-Trak Standard Backrest -- 24" High	\$852.00 <input type="checkbox"/>
	V-Trak Axxis Backrest -- 12" High	\$1,012.00 <input type="checkbox"/>
	V-Trak Axxis Backrest -- 16" High	\$1,113.00 <input type="checkbox"/>
	V-Trak Axxis Backrest -- 24" High	\$1,213.00 <input type="checkbox"/>
V-Trak Backrest Adjustable Hardware		\$292.00 <input type="checkbox"/>
	Must be ordered with V-Trak Backrest Secondary set of hardware for additional backrest support and stability	\$292.00 <input type="checkbox"/>

V-Trak Thoracic Accessories		
	V-Trak Thoracic Lateral Pads Large -- 5" x 7"-- Right & Left V-Trak Thoracic Lateral Pads Medium -- 4.25" x 6"-- Right & Left	\$272.00 <input type="checkbox"/> \$272.00 <input type="checkbox"/>
	V-Trak Thoracic Adjustable Hardware Must be ordered with V-Trak Lateral Pads	\$426.00 <input type="checkbox"/>
V-Trak Headrest		
	V-Trak Headrest Winged V-Trak Headrest Simple	\$312.00 <input type="checkbox"/> \$287.00 <input type="checkbox"/>
	V-Trak Headrest Adjustable Hardware Must be ordered with V-Trak Headrest	\$231.00 <input type="checkbox"/>
V-Trak Backrest Extension 8"		\$543.00 <input type="checkbox"/>
Used only on V-Trak Backrest without Push Handle Bar		
Joystick Options		
R-Net LCD Color		
	R-Net Remote Color JS -- Jack Sockets -- No Light kit on chair R-Net Remote Color JS -- Toggle switches -- No Light kit on chair R-Net Remote Color JS -- Jack sockets -- For Light kit on chair R-Net Remote Color JS -- Toggle switches -- For Light kit on chair Must order Expandable Controller and Harness for Expandable Controller	\$745.00 <input type="checkbox"/> \$954.00 <input type="checkbox"/> \$745.00 <input type="checkbox"/> \$954.00 <input type="checkbox"/>
Swing Away Joystick Holder		\$318.00 <input type="checkbox"/>
		
Joystick Protection Guard		\$120.00 <input type="checkbox"/>
	Shock protection for the joystick. Protects hands	
Compact-Joystick		\$654.00 <input type="checkbox"/>
	Compact Advanced JS -Two jack sockets for mode and on/off Does not contain LCD Display. Must order Expandable Controller	
Expandable Controller		\$583.00 <input type="checkbox"/>
Required when ordering multiple power seating functions; Compact Joystick or other alternative drive controls Must order Harness for Expandable Controller		
Harness for Expandable Controller		\$509.00 <input type="checkbox"/>
Must be ordered with Expandable Controller		
Seating Functions		
Standing Seat System		\$6,105.00 <input type="checkbox"/>
Includes standing seat frame with adjustable seat depth; power standing feature; solid seat pan and knee support. Max user weight 265 lbs. Must order Chest Support Belt with Standing Seat System		
Chest Support Belt		\$143.00 <input type="checkbox"/>
Must be ordered with Standing Seat System		
Power Seat Lift		\$2,813.00 <input type="checkbox"/>
Allows for seat height travel of up to 6 inches		


Power Tilt / Power Recline / Power Tilt Table		\$10,872.00 <input type="checkbox"/>
	Powers to tilt and complete 180 degree recline. Power table to full standing. All functions complete even at full client max weight of 265 lbs. Operates in drive mode in any seating position. Requires the use of a full backrest / headrest accessory system. Must order Power Seat Lift with this feature	
Power Elevating Legrest- Center Mount		\$2,931.00 <input type="checkbox"/>
	Allows changing the legrest angle independently of backrest. Fully variable from 90 to 170 degrees	
Multiple Seat Function Electronic Kit		\$3,134.00 <input type="checkbox"/>
Must be ordered when selecting 2 or more seating functions. This kit connects multiple seat functions with wheelchair electronics thru the drive control systems		
Stand & Drive Legrest Assembly		1,387.00 <input type="checkbox"/>
Must be ordered with Standing Seat System. Includes 1-piece flip-up footplate-10.6" deep and angle adjustable. See footplate options for alternative footplate choices Choose footplate angle		
80° <input type="checkbox"/>	◆ 90° <input type="checkbox"/>	100° <input type="checkbox"/>
Footplate Options		
Small Footplate		\$360.00 <input type="checkbox"/>
Depth 7.9". This option reduces the total chair length from the standard 10.6" footplate. Includes height adapter which allows height to be adjusted quickly & easily		
Oversize Footplate		\$420.00 <input type="checkbox"/>
Depth 8.6". A wider support surface increases stability. Can only be used with lower leg length of 13.5" or LESS. Includes height adapter which allows height to be adjusted quickly and easily		
Foot Protection Frame		\$361.00 <input type="checkbox"/>
	Additional safety bar	
Foot Guides		
	Allows individual foot adjustment to accommodate client needs while increasing stability	
	Small Right	\$213.00 <input type="checkbox"/>
	Small Left	\$213.00 <input type="checkbox"/>
	Large Right	\$233.00 <input type="checkbox"/>
	Large Left	\$233.00 <input type="checkbox"/>
Footrest Wedge		
	Wedge to help straighten and stabilize feet	
	2.0" x 4.0" x 3.1"	\$76.00 <input type="checkbox"/>
	3.1" x 5.0" x 3.1"	\$76.00 <input type="checkbox"/>
Non-Slip Footrest Surface		\$129.00 <input type="checkbox"/>
Choose Footplate Angle		
	Angle Adjustable Footplate Set in Position 1- 80°	No charge <input type="checkbox"/>
	Angle Adjustable Footplate Set in Position 2- 90°	No charge <input type="checkbox"/>
	Angle Adjustable Footplate Set in Position 3- 100°	No charge <input type="checkbox"/>
Knee Support Options		
Rectangular		Conical
	2" x 4" \$35.00 <input type="checkbox"/>	
	2.7" x 4" \$35.00 <input type="checkbox"/>	2" x 4" x 4" \$44.00 <input type="checkbox"/>
	3.1" x 4" \$35.00 <input type="checkbox"/>	3.5" x 5.5" x 4" \$44.00 <input type="checkbox"/>
	2" x 6" \$35.00 <input type="checkbox"/>	5" x 7" x 4" \$44.00 <input type="checkbox"/>
	3" x 6" \$35.00 <input type="checkbox"/>	


Knee Support PRO		\$645.00 <input type="checkbox"/>
	T-Bar design set into steel support holder enhances stability and rigidity Easily removable by one hand for transfers. Knee pads are individually adjustable by height and width. Choose one of two pad sizes below	
Foam size S (4" - 4.75")	<input type="checkbox"/>	Foam size M (5" - 6.25") <input type="checkbox"/>
Knee Support Hardware Adjustable		\$0.00 <input type="checkbox"/>


Alternative Drive Options


Joystick-Top- Customized Control Grips			
	T-bar	\$107.00	<input type="checkbox"/>
	Stick	\$107.00	<input type="checkbox"/>
	Softball	\$107.00	<input type="checkbox"/>
	Mushroom	\$107.00	<input type="checkbox"/>
	Chin	\$107.00	<input type="checkbox"/>
	Ball	\$107.00	<input type="checkbox"/>


Buddy Button		
	Green - On/Off	\$142.00 <input type="checkbox"/>
	Yellow - Mode Switch	\$142.00 <input type="checkbox"/>
	Red- Emergency Stop	\$142.00 <input type="checkbox"/>



Dual Attendant Module		\$1,181.00 <input type="checkbox"/>
	Allows for attendant operation of all functions Must order R-Net Connector Block	

R-Net Connector Block		\$329.00 <input type="checkbox"/>
	Required to connect additional steering devices; i.e, Dual Attendant Module; Chin Controls or Omni Control Module	

Bluetooth Mouse Module		\$957.00 <input type="checkbox"/>
	Bluetooth communication for PC Mouse Control- 10 mile operating range Small robust module; compatible with all R-Net input devices Programmable user preferences Must order R-Net Connector Block	

I/O-Module		\$1,084.00 <input type="checkbox"/>
	I/O Module allows the client to control an external device, such as an ECU; Communication Device; Head Array, etc. One I/O unit is necessary for each external device. Up to three I/O Modules can be installed on chair Must order R-Net Connector Block	

Omni Control Module		\$2,396.00 <input type="checkbox"/>
	Used as an interface for special controls. Can control all power chair functions General R-Net interface for specialty controls; large, hi-resolution color display; infra red (IR) control as standard; dual channel inputs; user selectable display - indoors / outdoors; customizable user menu; large, easy to read icons; programmable user text; on-board configuration and programming. Compatible with all R-Net input devices Must order Flexible Arm or Joint Arm Adapter for mounting Must order R-Net Connector Block Must order Expandable Harness Must use an input device such as the Standard JS; Compact Joystick; Head Array or use of a 9-pin, sub-d connector device	

Arms to adapt the Omni Control Module			
	Flexible Arm including Hardware Adapter		\$265.00 <input type="checkbox"/>
	Adjustable Joint Arm including Hardware Adapter		\$390.00 <input type="checkbox"/>















Chin Control Shoulder Harness			\$375.00	<input type="checkbox"/>
	Shoulder / Chest Harness with upholstery. Height, width and angle adjustable. Mounted on back of canes. Longer joystick cable and Buddy Buttons included Must order R-Net Connector Block; Compact Joystick & Harness Swing Away Hardware			
	Harness Swing Away Hardware		\$279.00	<input type="checkbox"/>
Accessories				
Seat Cushion with Seat Cushion Cover				
Additional Seat Cushion Cover				
	Seat Cushion		\$397.00	<input type="checkbox"/>
	Additional Seat Cushion Cover		\$219.00	<input type="checkbox"/>
Side Guards w/mounting hardware				
	Easy to remove for lateral transfer- Right & Left side		\$292.00	<input type="checkbox"/>
Thigh Support Pads				
Thigh Support Adjustable Hardware				
	Thigh Support Pads	Right & Left	\$245.00	<input type="checkbox"/>
	Thigh Support Adjustable Hardware	Right & Left	\$426.00	<input type="checkbox"/>
	Can be adjusted by angle and height. Supports the thigh and stabilizes legs in seating and standing position			
Chest Support Padded Bar w/hardware				
	Height adjustable. Offers additional support but does not replace the Chest Support Belt			\$526.00 <input type="checkbox"/>
Backrest Extension 6"				
	Used only on Standard Tension Adjust Sling Backrest			\$335.00 <input type="checkbox"/>
V-Trak Backrest Extension 8"				
Used only on V-Trak Backrest without Push Handle Bar				\$543.00 <input type="checkbox"/>
Backrest Extension w/Push Handle Bar				
	Used to increase length of back canes to adjust height of Push Handle Bar location	Length 5.9" Length 9.8"	\$747.00 \$764.00	<input type="checkbox"/> <input type="checkbox"/>
Push Handle Bar				
	Can be used with Tension Adjust Sling Backrest and V-Track Backrests Helps for manual pushing of the wheelchair			\$297.00 <input type="checkbox"/>
Table Tray / Fixed				
	Supporting hardware installed on the armrest. Easily attached and removed			\$282.00 <input type="checkbox"/>

Table Tray / Swing Away			
	Table swings away and down to the side	Table Tray	\$282.00 <input type="checkbox"/>
		Swing Away Hardware	\$293.00 <input type="checkbox"/>
Curb Climber			\$1,300.00 <input type="checkbox"/>
	Front castor fork with double wheel. For curb climbing up to 3.2"		
Outdoor / Travel Accessories			
Lights and Indicators			\$1,041.00 <input type="checkbox"/>
	Turn signals, brake lights, and lamps for on road use		
Vehicle Tie-Down Kit			\$495.00 <input type="checkbox"/>
	Secure tie-down for vehicle transport		
Support for QLK docking system			\$1,444.00 <input type="checkbox"/>
	Combi certified per ISO 7176/19 & ANSI/REINF WC/Vol 1-Section 19 crash test standards. Brackets and pin for chair base only Does not include the docking station for the vehicle		
Rearview Mirror			\$106.00 <input type="checkbox"/>
	Left <input type="checkbox"/> Right <input type="checkbox"/>		
Chair Order Policy <small>Standardausführung ist nicht. Diese Option ist optional. Ermöglicht</small>			
Contact LEVO USA at 1-888-LEVOUSA with any questions regarding how to accurately complete this form.			
LEVO USA is not responsible for configuration or size discrepancies resulting from inaccurate or incomplete information provided on the order form.			
Order confirmations will be sent to you. Please review and sign your agreement/confirmation authorizing submission of the order as stated. Return the signed copy to LEVO USA at fax number 763-582-0442 or via email at: amyj@danetechnologies.com.			
All chairs are built to specifications provided, therefore, all sales are final. No returns or exchanges. Your signature acknowledges your understanding and acceptance of this no return policy. Customer is responsible for full payment of chair shipped based on specifications provided on confirmed order form.			
All prices listed on form are US Dollars and all payment to be made in US Dollars.			
Please note: All prices and specifications provided on form are subject to change without prior notice. All prices for options or accessories on order form are only valid if ordered with the chair or prior to completed production of unit. Any chair modifications, options or accessories required for future use or maintenance of chair will carry different pricing and warranty terms.			
Warranty Policy			
Your LEVO product is guaranteed from the date of purchase for:			
Two years covering all material and manufacturing defects of mechanical parts;			
One year covering all electronic components including the motors;			
Batteries are excluded from the warranty;			
LEVO USA will not repair or replace free of charge any part or parts found to be defective due to abuse, misuse or lack of maintenance.			