

Dealer: _____ Phone: _____ Client: _____

Contact: _____ Email: _____

Address: _____ PO#: _____ Date: _____

City/State/Zip: _____

LEVO USA
 7105 Northland Terrace
 Brooklyn Park, MN 55428
 888.538.6872
 888.LevoUSA
 763.582.0442 FAX
 sales@levousa.com
 AmyJ@levousa.com
 www.levousa.com

Purchasing through (funding source) _____

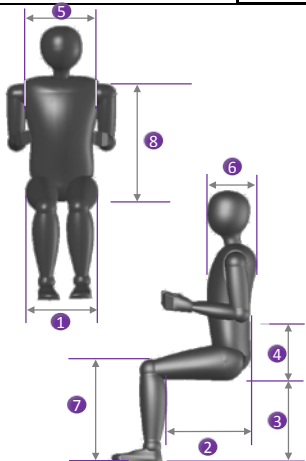
Standard Base Configuration \$16,995

- Power Base: Overall Width 26", Overall Length 43" (incl. footplate)
- Drive Sitting or Standing
- Solid Seat Pan
- Armrest: Flip-Up with Polyurethane Armrest Pads (W5.5" x L11" x 1.5" thick)
 Lateral Slide of 2" each side (minimum width between arms 11")
 Height Adjustable (6"-13")
- Adjustable Seat Depth
- Tube Style Backrest with Tension Adjustable Straps and Padded Upholstery
- Seat Height Range 19.5"-25.5"
- Shroud Colors: Black, Blue, Red, White
- One Piece Flip-Up Footplate
- Maximum Client Weight 265 lbs.
- Drive Wheel 3" x 14" Tire with Solid Insert



Anatomical Dimensions

Weight:		
Height:		
Hip Width:	①	
Upper Leg Length:	②	
Lower Leg Length:	③	
Seat to Elbow:	④	
Chest Width:	⑤	
Chest Depth:	⑥	
Floor to top of knee:	⑦	
Seat to Top of Shoulder:	⑧	



① Hip width > Seat width

**Note: Solid seat pan is 15" in width. Reduced seat widths are accomplished using sideguards with pads or adjustable lateral padded thigh supports (see page 5). This allows for simple growth.*

Hip width:

Seat width:

11.75"	Option
13.75"	Option
15"	Option

② Upper leg length > Seat depth

Note: Proper seat depth is typically 2.5" shorter than the upper leg length measurement

Upper leg length:

Seat depth:

10.5"	Option
11.5"	Option
12.5"	Option
13.25"	Option
14"	Option

③ Lower leg length > Seat to footplate

Note: Please consider cushion thickness when choosing the seat to footplate setting
 Footplate Width (see page 4):

Seat to footplate:	8.75"	12"	15.75"
9.5"	Std.	Option	Option
10"	Std.	Option	Option
10.75"	Std.	Option	Option
11.5"	Std.	Option	
12"	Std.	Option	
13"	Std.	Option	
13.5"	Std.	Option	
14.5"	Std.		
15"	Std.		
15.75"	Std.		
16.6"	Std.		
17"	Std.		
18"	Std.		
18.5"	Std.		

④ Seat to elbow > Arm height

Note: Please consider cushion thickness when choosing the arm height

Seat surface to elbow:

Set to:

6.75" 10.25"

User weight

*The maximum user weight is 265 lbs..
 The weight of the user determines the force of the lifting springs.*

User weight: lbs.

Joystick



<p>① R-Net control system - CJSM (requires expandable controller and harness) - Color LCD Joystick module - 120 A Power module - Max. 6 actuators, multiple axis - Controls lights - Fully programmable, multiple profiles - Expandable</p>	<table border="1" style="float: right;"> <tr><td>Std.</td><td></td><td>•</td></tr> </table>	Std.		•			
Std.		•					
<p>② R-Net control system - CJSM2 (requires expandable controller and harness) - Same CJSM above plus the following - 3.5" VGA color display for improved recognition - Paddle switches for on/off, profile/mode and speed for increased function - Metal case for improved durability - Loudspeaker horn for improved audio recognition</p>	<table border="1" style="float: right;"> <tr><td></td><td></td><td>\$ 1,295</td></tr> </table>			\$ 1,295			
		\$ 1,295					
<p>Expandable controller (required w/ multiple power functions, compact joystick or all control devices)</p>							
	<table border="1" style="float: right;"> <tr><td>E2377</td><td></td><td>\$ 635</td></tr> <tr><td>E2313</td><td></td><td>\$ 561</td></tr> </table>	E2377		\$ 635	E2313		\$ 561
E2377		\$ 635					
E2313		\$ 561					

Joystick Mounting Options



<p>① Mount - Standard</p>	<table border="1" style="float: right;"> <tr><td>Std.</td><td></td><td>•</td></tr> <tr><td>E1028</td><td></td><td>\$ 318</td></tr> </table>	Std.		•	E1028		\$ 318
Std.		•					
E1028		\$ 318					
<p>① Mount - Swing away retractable</p>	<table border="1" style="float: right;"> <tr><td></td><td></td><td>•</td></tr> <tr><td></td><td></td><td>•</td></tr> </table>			•			•
		•					
		•					
<p>Mount Joystick - Right</p> <p>Mount Joystick - Left</p>							
<p>② Joystick protection guard</p>	<table border="1" style="float: right;"> <tr><td>K0108</td><td></td><td>\$ 229</td></tr> </table>	K0108		\$ 229			
K0108		\$ 229					

Attendant Controls (for other "Alternate Controls", please see our separate order form)



<p>Attendant control with hardware - R-Net</p>	<table border="1" style="float: right;"> <tr><td>E2331</td><td></td><td>\$ 1,181</td></tr> </table>	E2331		\$ 1,181						
E2331		\$ 1,181								
<p>R-Net connector block (necessary for attendant and alternate controls)</p>	<table border="1" style="float: right;"> <tr><td>K0108</td><td></td><td>\$ 329</td></tr> <tr><td></td><td></td><td></td></tr> <tr><td></td><td></td><td></td></tr> </table>	K0108		\$ 329						
K0108		\$ 329								

Speed

<p>4 mph</p>	<table border="1" style="float: right;"> <tr><td>Std.</td><td></td><td>•</td></tr> </table>	Std.		•
Std.		•		
<p>5 mph</p>	<table border="1" style="float: right;"> <tr><td>Option</td><td></td><td>•</td></tr> </table>	Option		•
Option		•		

GYRO Steering Performance



<p>Gyro module</p>	<table border="1" style="float: right;"> <tr><td></td><td></td><td>\$ 795</td></tr> </table>			\$ 795
		\$ 795		
<p>- Straight travel line when traversing inclines - Straight travel over obstacles</p>				

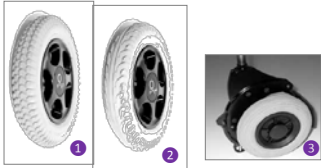
Batteries

<p>Group 22 - sealed lead - 48 Ah</p>	<table border="1" style="float: right;"> <tr><td>E2361</td><td></td><td>\$ 660</td></tr> </table>	E2361		\$ 660
E2361		\$ 660		

Frame color

<p>Black</p>	<table border="1" style="float: right;"> <tr><td>Std.</td><td></td><td>•</td></tr> </table>	Std.		•
Std.		•		
<p>Blue</p>	<table border="1" style="float: right;"> <tr><td>Option</td><td></td><td>•</td></tr> </table>	Option		•
Option		•		
<p>Red</p>	<table border="1" style="float: right;"> <tr><td>Option</td><td></td><td>•</td></tr> </table>	Option		•
Option		•		
<p>White</p>	<table border="1" style="float: right;"> <tr><td>Option</td><td></td><td>•</td></tr> </table>	Option		•
Option		•		
<p>Blue metallic</p>	<table border="1" style="float: right;"> <tr><td></td><td></td><td>\$ 595</td></tr> </table>			\$ 595
		\$ 595		
<p>Green metallic</p>	<table border="1" style="float: right;"> <tr><td></td><td></td><td>\$ 595</td></tr> </table>			\$ 595
		\$ 595		
<p>Red metallic</p>	<table border="1" style="float: right;"> <tr><td></td><td></td><td>\$ 595</td></tr> </table>			\$ 595
		\$ 595		
<p>Silver metallic</p>	<table border="1" style="float: right;"> <tr><td></td><td></td><td>\$ 595</td></tr> </table>			\$ 595
		\$ 595		
<p>Orange reflex</p>	<table border="1" style="float: right;"> <tr><td></td><td></td><td>\$ 695</td></tr> </table>			\$ 695
		\$ 695		
<p>Lemon reflex</p>	<table border="1" style="float: right;"> <tr><td></td><td></td><td>\$ 695</td></tr> </table>			\$ 695
		\$ 695		
<p>Silver reflex</p>	<table border="1" style="float: right;"> <tr><td></td><td></td><td>\$ 695</td></tr> </table>			\$ 695
		\$ 695		
<p>Other RAL color</p>	<table border="1" style="float: right;"> <tr><td>RAL #:</td><td></td><td>\$ 895</td></tr> </table>	RAL #:		\$ 895
RAL #:		\$ 895		

Wheel Options




<p>① Drive - Block profile 3" x 14" tire with solid insert</p>	<table border="1" style="float: right;"> <tr><td>Std.</td><td></td><td>•</td></tr> </table>	Std.		•
Std.		•		
<p>② Drive - "V" profile 3" x 14" tire with solid insert</p>	<table border="1" style="float: right;"> <tr><td>Option</td><td></td><td>•</td></tr> </table>	Option		•
Option		•		
<p>③ Front - Curb climber 1.75" x 7" tire with solid insert</p>	<table border="1" style="float: right;"> <tr><td>Pair</td><td></td><td>\$ 1,080</td></tr> </table>	Pair		\$ 1,080
Pair		\$ 1,080		

Lights



<p>Light kit - front and rear with turn signal</p>	<table border="1" style="float: right;"> <tr><td></td><td></td><td>\$ 1,041</td></tr> </table>			\$ 1,041
		\$ 1,041		

Seating



Power Seat Functions

Power standing system	E2301 <input checked="" type="checkbox"/>	\$ 8,995
Bodypoint chest support belt (mandatory with standing)	E0960 <input type="checkbox"/>	\$ 172
1 Padded reinforced knee support (mandatory with standing...please see page 4)		
Stand and drive legrest assembly	K0108 <input checked="" type="checkbox"/>	\$ 2,295
Power elevating seat - 6"	E2300 <input type="checkbox"/>	\$ 2,813
2 Power elevating legrest (independent from the backrest)	K0108 <input type="checkbox"/>	\$ 2,931
3 Power tilt & recline with elevating legrest link (must order power elevating seat) Integrated lying/supine position to stand. Enables a lying transfers.	E1007 <input type="checkbox"/>	\$ 10,872
Multiple seat function electronic kit (required when combining stand and any additional power seating function)	E2311 <input type="checkbox"/>	\$ 3,134

Backrest

Backrest - Canes with tension adjustable sling and cushion - Height 16.75" Std.

Backrest - V-Trak "Dynamic Stability" with internal adjustable straps and adjustable laterals (Flexes to absorb energy, .25" padded/breathable upholstery)
(must order mounting hardware)

V-TRAK Axxis with parallel sides

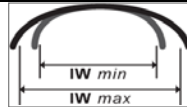
Parallel Sides
with 2-3 inches of
contour depth



Internal adjustable spine profiling straps

Internal adjustable lateral support

Width	M	L	XL
Adjustable:	Inside Width 9.5"-12"	Inside Width 11"-13.5"	Inside Width 13.5"-15.75"
1 Height 12"	\$695 <input type="checkbox"/> E2620	\$695 <input type="checkbox"/> E2620	\$750 <input type="checkbox"/> E2620
2 Height 15.75"	\$695 <input type="checkbox"/> E2620	\$695 <input type="checkbox"/> E2620	\$750 <input type="checkbox"/> E2620
3 Height 23.5"	\$750 <input type="checkbox"/> E2620	\$775 <input type="checkbox"/> E2620	\$795 <input type="checkbox"/> E2620



V-TRAK Axxis Deep Contour (Lateral crest is always 22cm from bottom)

Deep contour with
5-7 Inches of
contour depth



Internal adjustable spine profiling straps

Internal adjustable lateral support - Lateral adjustment for front of backrest

Width	M	L	XL	XXL
Adjustable:	Inside Width 9.5"-12"	Inside Width 11"-13.5"	Inside Width 13.5"-15.75"	Inside Width 14"-21.5"
4 Height 21.5"	\$775 <input type="checkbox"/> E2620	\$795 <input type="checkbox"/> E2620	\$825 <input type="checkbox"/> E2620	\$850 <input type="checkbox"/> E2620
5 Height 23.5"	\$775 <input type="checkbox"/> E2620	\$795 <input type="checkbox"/> E2620	\$825 <input type="checkbox"/> E2620	\$850 <input type="checkbox"/> E2620

Mounting Hardware - Adjustable

1 Lite - tube style	E1028 <input type="checkbox"/>	\$ 292
Additional set (recommended for standing)	E1028 <input type="checkbox"/>	\$ 292
2 Original - flat style (recommended for chair back widths over 19")	E1028 <input type="checkbox"/>	\$ 292
Additional set (recommended for standing)	E1028 <input type="checkbox"/>	\$ 292

Backrest options

Backrest - tubes only (without tension adjustable straps and cushion)

Standard Backrest - 6" tube extension for sling back, without crossmember


		\$ -
K0108 <input type="checkbox"/>		\$ 331

1 Standard Backrest - extension, with cross member	tube extension 6"	K0108 <input type="checkbox"/>	\$ 747
	tube extension 10"	K0108 <input type="checkbox"/>	\$ 764
	tube extension 13.75"	K0108 <input type="checkbox"/>	\$ 786

2 Push Handles - inserts into backcanes V-Trak Backrest - 8" extension		K0108 <input type="checkbox"/>	\$ 543
---------------------------------------------------------------------------	--	--------------------------------	--------



Seat Cushion - memory foam

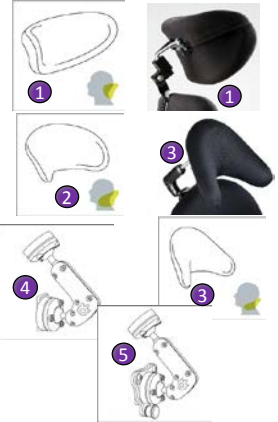


Seat width	Seat depth	Item #	Price
15"			
10.5"		E2601	\$ 397
11.5"		E2601	\$ 397
12.5"		E2601	\$ 397
13.25"		E2601	\$ 397
14"		E2601	\$ 397

Additional seat cushion cover

Standard	E2619	\$ 219
Incontinent	E2619	\$ 219

V-Trak Headrest (must order mounting hardware)




Head support		Item #	Price
1	Winged 4" deep 9.5" wide 4.5" high	E0955	\$ 189
	Winged L 5" deep 11.5" wide 6" high	E0955	\$ 199
2	Crecent 5" deep 11" wide 7" high	E0955	\$ 275
3	Cradle (sub occipital pad) 6" deep 8.25" wide 6.5" high	E1028	\$ 265
Mounting Hardware		Item #	Price
4	V-Trak headrest mount - Adjustable	E1028	\$ 199
4	V-Trak headrest mount - Ball mount adjustable	E1028	\$ 259
5	V-Trak headrest mount - Ball mount quick release adjustable	E1028	\$ 289

Lateral Supports and Hardware (must order mounting hardware)



V-Trak lateral support (cane mount), pad and cover	Right Medium 4.25"x6"	E0956	\$ 179
	Left Medium 4.25"x6"	E0956	\$ 179
	Right Large 5" x 7"	E0956	\$ 179
	Left Large 5" x 7"	E0956	\$ 179
V-Trak adjustable mounting hardware - Left	E1028	\$ 189	
V-Trak adjustable mounting hardware - Right	E1028	\$ 189	

Knee support





1	Padded, reinforced knee support	K0108	\$ 172
2	Rectangular knee wedge	2" x 4"	K0108 \$ 35
		2.5" x 4"	K0108 \$ 35
		3" x 4"	K0108 \$ 35
		2" x 6"	K0108 \$ 35
		3" x 6"	K0108 \$ 35
3	Conical knee wedge	2"- 4" x 4"	K0108 \$ 35
		3.5"- 4.5" x 4"	K0108 \$ 35
		5"- 7" x 4"	K0108 \$ 35
4	Knee support "Pro" - center mount (must order mounting hardware below)	Pair K0108 \$ 645	
		Pair K0108 \$ 645	
		Each E1028 \$ 250	
Knee support mounting hardware - adjustable		Requires one	

Footplates



Footplate depth	8"	Std.	
Footplate width (for possible widths please see matrix on page one)	8.75"	Std.	
	12"	K0108	\$ 420
	15.75"	K0108	\$ 420
Footplate angle	80°	K0040	\$ 95
	90°	K0040	\$ 95
	100°	K0040	\$ 95
1	Footplate wedge	2"- 4" x 3"	K0108 \$ 76
		3"- 5" x 3"	K0108 \$ 76
2	Foot protection bar	K0108	\$ 361
	Non-slip footrest surface	K0108	\$ 129

Accessories



①	Sideguards (for 15" seat width)	Pair	K0108	\$	292	
	Sideguards with upholstered .75" pads (for 13.75" equivalent seat width)	Pair	K0108	\$	403	
	Sideguards with upholstered 1.5" pads (for 12" equivalent seat width)	Pair	K0108	\$	403	
②	Lateral thigh supports	Right	E0956	\$	129	
		Left	E0956	\$	129	
	Lateral thigh support adjustable hardware (accommodates down to a minimum hip width of 8.75")	Right	E1028	\$	213	
		Left	E1028	\$	213	
③	Chest support - padded roll bar		K0108	\$	695	
	Chest support mounting hardware - removeable/adjustable		E1028	\$	159	
④	Shoe holder	3.75" x 7.25" Small	Right	K0108	\$	213
		3.75" x 7.25" Small	Left	K0108	\$	213
		4.5" x 8" Large	Right	K0108	\$	233
		4.5" x 8" Large	Left	K0108	\$	233
⑤	Push handle bar, <i>can be used with Standard and V-Trak backrest</i>		K0108	\$	297	
⑥	Rear view mirror	Right	K0108	\$	98	
		Left	K0108	\$	98	
⑦	Tray table - swing away (<i>mounted opposite joystick</i>)		E0950	\$	282	
	Tray table - swing away hardware		E1028	\$	293	
⑧	Tray table - swing away for center mount joystick		E0950	\$	2,679	
	Tray table - Swing away hardware		E1028	\$	293	
⑨	Tray table - removeable		E0950	\$	282	
	Vehicle tie-down kit			\$	495	
⑩	Support for QLK docking system, <i>without assembly cost</i>			\$	548	
	Assembly cost for EZ lock brackets			\$	120	
⑪	Backpack	Red		\$	50	
		Yellow		\$	50	
		Blue		\$	50	
		Black		\$	50	
	Protective clamp cover		Option	\$	-	
⑫	Joystick top	T-bar	E2323	\$	107	
		Stick	E2323	\$	107	
		Softball	E2323	\$	107	
		Mushroom	E2323	\$	107	
		Chin	E2323	\$	107	
		Ball	E2323	\$	107	

Remarks

Pricing, features, options and accessories are subject to change without prior notice.

The HCPC coding shown are recommendations only.