



Dealer: _____ Phone: _____ Client: _____

Contact: _____ Email: _____

Address: _____ PO#: _____ Date: _____

City/State/Zip: _____

LEVO USA
 7105 Northland Terrace
 Brooklyn Park, MN 55428
 888.538.6872
 888.LEVOUSA
 763.582.0442 FAX
 sales@levousa.com
 AmyJ@levousa.com
 www.levousa.com



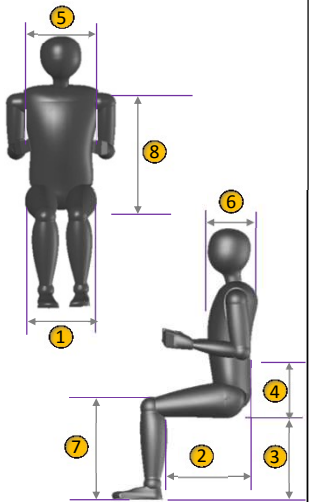
Purchasing through (funding source) _____

Standard Base Configuration \$16,995

- Power Base: Overall Width 26", Overall Length 43" (incl. footplate)
- Drive Sitting or Standing
- Solid Seat Pan
- Tube Style Backrest with Tension Adjustable Straps and Padded Upholstery
- Armrest: Flip-Up with Polyurethane Armrest Pads (W3.25" x L12.75" x 1.25" thick)
 Height Adjustable (6"-13")
- Adjustable Seat Depth
- Seat Height Range 19.5"-25.5"
- Shroud Colors: Black, Blue, Red, White
- Footplate One Piece Flip-Up (W8.75" x D10.75")
- Maximum Client Weight 265 lbs.
- Rear Wheel 1.75" x 5" Solid Poly/Mid Wheel 3" x 14" Tire with Solid Insert/Front Wheel 2.5" x 8.5" Solid Poly

Anatomical Dimensions

Weight:	
Height:	
Hip Width: ①	
Upper Leg Length: ②	
Lower Leg Length: ③	
Seat to Elbow: ④	
Chest Width: ⑤	
Chest Depth: ⑥	
Floor to top of knee: ⑦	
Seat to Top of Shoulder: ⑧	



① Hip width > Seat width

Hip width:

Seat width:

15"	Option
17.5"	Option
19.75"	Option

② Upper leg length > Seat depth

Note: Proper seat depth is typically 2.5" shorter than the upper leg length measurement

Upper leg length:

Seat depth:

14"	Option
15"	Option
16"	Option
16.75"	Option
17.75"	Option
18.5"	Option
18.5"	Option
19.5"	Option
20.24"	Option
21"	Option
22"	Option
23"	Option

③ Lower leg length > Seat to footplate

Note: Please consider cushion thickness when choosing the seat to footplate setting

Lower leg length:

Seat to footplate:

14.5"	
15.5"	
16"	
17"	
17.75"	
18.5"	
19.25"	
20"	
21"	
21.75"	
22.5"	
23.25"	
24"	
25"	

④ Seat to elbow > Arm height

Note: Please consider cushion thickness when choosing the arm height

Seat surface to elbow:

Set to: 6" min 13" max

User weight

The maximum user weight is 265 lbs.
 The weight of the user determines the force of the lifting springs.

User weight: lbs.

Joystick



<p>① R-Net control system - CJSM (requires expandable controller and harness) - Color LCD Joystick module - 120 A Power module - Max. 6 actuators, multiple axis - Controls lights - Fully programmable, multiple profiles - Expandable</p>	<table border="1" style="float: right;"> <tr><td>Std.</td><td></td><td>•</td></tr> </table>	Std.		•			
Std.		•					
<p>② R-Net control system - CJSM2 (requires expandable controller and harness) - Same CJSM above plus the following - 3.5" VGA color display for improved recognition - Paddle switches for on/off, profile/mode and speed for increased function - Metal case for improved durability - Loudspeaker horn for improved audio recognition</p>	<table border="1" style="float: right;"> <tr><td></td><td></td><td>\$ 1,295</td></tr> </table>			\$ 1,295			
		\$ 1,295					
<p>Expandable controller (required w/multiple power functions, compact joystick or alt control devices) <table border="1" style="float: right;"><tr><td>E2377</td><td></td><td>\$ 635</td></tr></table></p> <p>Expandable controller - Harness <table border="1" style="float: right;"><tr><td>E2313</td><td></td><td>\$ 561</td></tr></table></p>		E2377		\$ 635	E2313		\$ 561
E2377		\$ 635					
E2313		\$ 561					

Joystick Mounting Options



<p>① Mount - Standard</p>	<table border="1" style="float: right;"> <tr><td>Std.</td><td></td><td>•</td></tr> <tr><td>E1028</td><td></td><td>\$ 318</td></tr> </table>	Std.		•	E1028		\$ 318
Std.		•					
E1028		\$ 318					
<p>② Mount - Swing away retractable</p>	<table border="1" style="float: right;"> <tr><td></td><td></td><td>\$ 318</td></tr> </table>			\$ 318			
		\$ 318					
<p>Mount Joystick - Right <table border="1" style="float: right;"><tr><td></td><td></td><td>•</td></tr></table></p> <p>Mount Joystick - Left <table border="1" style="float: right;"><tr><td></td><td></td><td>•</td></tr></table></p>				•			•
		•					
		•					
<p>② Joystick protection guard</p>	<table border="1" style="float: right;"> <tr><td>K0108</td><td></td><td>\$ 229</td></tr> </table>	K0108		\$ 229			
K0108		\$ 229					

Attendant Controls (for other "Alternate Controls", please see our separate order form)



<p>Attendant control with hardware - R-Net</p>	<table border="1" style="float: right;"> <tr><td>E2331</td><td></td><td>\$ 1,181</td></tr> </table>	E2331		\$ 1,181
E2331		\$ 1,181		
<p>R-Net connector block (necessary for attendant and alternate controls)</p>	<table border="1" style="float: right;"> <tr><td>K0108</td><td></td><td>\$ 329</td></tr> </table>	K0108		\$ 329
K0108		\$ 329		

Speed

<p>4 mph</p>	<table border="1" style="float: right;"> <tr><td>Std.</td><td></td><td>•</td></tr> </table>	Std.		•
Std.		•		
<p>5 mph</p>	<table border="1" style="float: right;"> <tr><td>Option</td><td></td><td>•</td></tr> </table>	Option		•
Option		•		
<p>6 mph</p>	<table border="1" style="float: right;"> <tr><td>Option</td><td></td><td>•</td></tr> </table>	Option		•
Option		•		

GYRO Steering Performance



<p>Gyro module</p>	<table border="1" style="float: right;"> <tr><td></td><td></td><td>\$ 795</td></tr> </table>			\$ 795
		\$ 795		
<p>- Straight travel line when traversing inclines - Straight travel over obstacles</p>				

Batteries

<p>Group 22 - sealed lead - 48 Ah</p>	<table border="1" style="float: right;"> <tr><td>E2361</td><td></td><td>\$ 660</td></tr> </table>	E2361		\$ 660
E2361		\$ 660		

Frame Color Options

<p>Black</p>	<table border="1" style="float: right;"> <tr><td>Std.</td><td></td><td>•</td></tr> </table>	Std.		•	
Std.		•			
<p>Blue</p>	<table border="1" style="float: right;"> <tr><td>Option</td><td></td><td>\$ -</td></tr> </table>	Option		\$ -	
Option		\$ -			
<p>Red</p>	<table border="1" style="float: right;"> <tr><td>Option</td><td></td><td>\$ -</td></tr> </table>	Option		\$ -	
Option		\$ -			
<p>White</p>	<table border="1" style="float: right;"> <tr><td>Option</td><td></td><td>\$ -</td></tr> </table>	Option		\$ -	
Option		\$ -			
<p>Blue metallic</p>	<table border="1" style="float: right;"> <tr><td></td><td></td><td>\$ 595</td></tr> </table>			\$ 595	
		\$ 595			
<p>Green metallic</p>	<table border="1" style="float: right;"> <tr><td></td><td></td><td>\$ 595</td></tr> </table>			\$ 595	
		\$ 595			
<p>Red metallic</p>	<table border="1" style="float: right;"> <tr><td></td><td></td><td>\$ 595</td></tr> </table>			\$ 595	
		\$ 595			
<p>Silver metallic</p>	<table border="1" style="float: right;"> <tr><td></td><td></td><td>\$ 595</td></tr> </table>			\$ 595	
		\$ 595			
<p>Orange reflex</p>	<table border="1" style="float: right;"> <tr><td></td><td></td><td>\$ 695</td></tr> </table>			\$ 695	
		\$ 695			
<p>Lemon reflex</p>	<table border="1" style="float: right;"> <tr><td></td><td></td><td>\$ 695</td></tr> </table>			\$ 695	
		\$ 695			
<p>Silver reflex</p>	<table border="1" style="float: right;"> <tr><td></td><td></td><td>\$ 695</td></tr> </table>			\$ 695	
		\$ 695			
<p>Other RAL color</p>	<p style="text-align: right;">RAL #: <table border="1" style="display: inline-table;"><tr><td style="width: 50px; height: 20px;"></td></tr></table></p> <table border="1" style="float: right;"> <tr><td></td><td></td><td>\$ 895</td></tr> </table>				\$ 895
		\$ 895			

Wheel Options



<p>① Drive - Block profile 3" x 14" tire with solid insert</p>	<table border="1" style="float: right;"> <tr><td>Std.</td><td></td><td>•</td></tr> </table>	Std.		•
Std.		•		
<p>② Drive - "V" profile 3" x 14" tire with solid insert</p>	<table border="1" style="float: right;"> <tr><td>Option</td><td></td><td>•</td></tr> </table>	Option		•
Option		•		
<p>③ Front - Curb climber 1.75" x 7" tire with solid insert</p>	<table border="1" style="float: right;"> <tr><td>Pair</td><td></td><td>\$ 1,080</td></tr> </table>	Pair		\$ 1,080
Pair		\$ 1,080		



Lights

Light kit - Front and rear with turn signal \$ 1,041

Seating



Power Seat Functions

Power standing system	E2301 <input checked="" type="checkbox"/>	\$ 8,995
Bodypoint chest support belt (<i>mandatory with standing</i>)	E0960 <input checked="" type="checkbox"/>	\$ 172
① Padded reinforced knee support (<i>mandatory with standing...please see page 4</i>)		
Stand and drive legrest assembly	K0108 <input checked="" type="checkbox"/>	\$ 2,295
Power elevating seat - 6"	E2300 <input type="checkbox"/>	\$ 2,813
② Power elevating legrest (<i>independent from the backrest</i>)	K0108 <input type="checkbox"/>	\$ 2,931
③ Power tilt & recline with elevating legrest link (<i>must order power elevating seat</i>)	E1007 <input type="checkbox"/>	\$ 10,872
<i>Integrated lying/supine position to stand. Enables a lying transfers.</i>		
Multiple seat function electronic kit (<i>required when combining stand and any additional power seating function</i>)	E2311 <input type="checkbox"/>	\$ 3,134

Backrest

Backrest - canes with tension adjustable sling and cushion - Height 16.75" Std. •

OR
Backrest - V-Trak "Dynamic Stability" with internal adjustable straps and adjustable laterals (Flexes to absorb energy, .25" padded/breathable upholstery)
(must order mounting hardware)

V-TRAK Axxis with parallel sides

Parallel Sides with 2-3 inches of contour depth

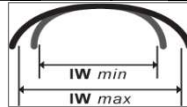


Internal adjustable spine profiling straps



Internal adjustable lateral support

Width	M	L	XL
Adjustable:	Inside Width 9.5"-12"	Inside Width 11"-13.5"	Inside Width 13.5"-15.75"
① Height 12"	\$695 <input type="checkbox"/> E2620	\$695 <input type="checkbox"/> E2620	\$750 <input type="checkbox"/> E2620
② Height 15.75"	\$695 <input type="checkbox"/> E2620	\$695 <input type="checkbox"/> E2620	\$750 <input type="checkbox"/> E2620
③ Height 21.5"	\$750 <input type="checkbox"/> E2620	\$775 <input type="checkbox"/> E2620	\$795 <input type="checkbox"/> E2620



V-TRAK Axxis Deep Contour (*Lateral crest is always 22cm from bottom*)

Deep contour with 5-7 Inches of contour depth



Internal adjustable spine profiling straps



Internal adjustable lateral support - Lateral adjustment for front of backrest

Width	M	L	XL	XXL
Adjustable:	Inside Width 9.5"-12"	Inside Width 11"-13.5"	Inside Width 13.5"-15.75"	Inside Width 14"-21.5"
④ Height 15.75"	\$775 <input type="checkbox"/> E2620	\$795 <input type="checkbox"/> E2620	\$825 <input type="checkbox"/> E2620	\$850 <input type="checkbox"/> E2620
⑤ Height 21.5"	\$775 <input type="checkbox"/> E2620	\$795 <input type="checkbox"/> E2620	\$825 <input type="checkbox"/> E2620	\$850 <input type="checkbox"/> E2620


Mounting Hardware - Adjustable

① Lite - tube style	E1028 <input type="checkbox"/>	\$ 292
Additional set (<i>recommended for standing</i>)	E1028 <input type="checkbox"/>	\$ 292
② Original - flat style (<i>recommended for chair back widths over 19"</i>)	E1028 <input type="checkbox"/>	\$ 292
Additional set (<i>recommended for standing</i>)	E1028 <input type="checkbox"/>	\$ 292

Backrest Options

Backrest - tubes only (without tension adjustable straps and cushion)		\$ -
Standard Backrest - 6" tube extension for sling back, without crossmember		\$ 331
① Standard Backrest - extension, with cross member		
tube extension 6"	K0108 <input type="checkbox"/>	\$ 747
tube extension 10"	K0108 <input type="checkbox"/>	\$ 764
tube extension 13.75"	K0108 <input type="checkbox"/>	\$ 786
V-Trak backrest - 8" extension	K0108 <input type="checkbox"/>	\$ 543

Seat Cushion - memory foam



Seat width ▶ Seat depth ▼	12.5"	14"	15.75"	17.5"	19"	20.5"
14.5"-15.5"	<input type="checkbox"/>	<input type="checkbox"/>	<input type="checkbox"/>	<input type="checkbox"/>	<input type="checkbox"/>	<input type="checkbox"/>
16"-17.75"	<input type="checkbox"/>	<input type="checkbox"/>	<input type="checkbox"/>	<input type="checkbox"/>	<input type="checkbox"/>	<input type="checkbox"/>
18.5"-20"	<input type="checkbox"/>	<input type="checkbox"/>	<input type="checkbox"/>	<input type="checkbox"/>	<input type="checkbox"/>	<input type="checkbox"/>
21"-22.5"	<input type="checkbox"/>	<input type="checkbox"/>	<input type="checkbox"/>	<input type="checkbox"/>	<input type="checkbox"/>	<input type="checkbox"/>
23.25"-25"	<input type="checkbox"/>	<input type="checkbox"/>	<input type="checkbox"/>	<input type="checkbox"/>	<input type="checkbox"/>	<input type="checkbox"/>

E2601		\$	397
E2601		\$	397
E2601		\$	397
E2601		\$	397
E2601		\$	397

Additional Seat Cushion Cover

Standard	E2619		\$	219
Incontinent	E2619		\$	219

V-Trak Headrest (must order mounting hardware)

Head support					
①	Winged	4" deep	9.5" wide	4.5" high	E0955 \$ 189
	Winged L	5" deep	11.5" wide	6" high	E0955 \$ 199
②	Crecent	5" deep	11" wide	7" high	E0955 \$ 275
③	Cradle (sub occipital pad)	6" deep	8.25" wide	6.5" high	E1028 \$ 265

Mounting hardware					
①	V-Trak headrest mount - Adjustable	E1028		\$	199
④	V-Trak headrest mount - Ball mount adjustable	E1028		\$	259
⑤	V-Trak headrest mount - Ball mount quick release adjustable	E1028		\$	289

Lateral Supports and Hardware (must order mounting hardware)

⑥	V-Trak lateral support (cane mount), pad and cover	Right Medium 4.25"x6"	E0956		\$	179
		Left Medium 4.25"x6"	E0956		\$	179
		Right Large 5" x 7"	E0956		\$	179
		Left Large 5" x 7"	E0956		\$	179

	V-Trak adjustable mounting hardware - left	E1028		\$	189
	V-Trak adjustable mounting hardware - right	E1028		\$	189

Knee Support


①	Padded, reinforced knee support	K0108		\$	172
②	Rectangular knee wedge	2" x 4" K0108		\$	35
		2.5" x 4" K0108		\$	35
		3" x 4" K0108		\$	35
		2" x 6" K0108		\$	35
		3" x 6" K0108		\$	35
③	Conical knee wedge	2"- 4" x 4" K0108		\$	35
		3.5"- 4.5" x 4" K0108		\$	35
		5"- 7" x 4" K0108		\$	35
④	Knee support "Pro" - center mount (must order mounting hardware below)	Pads adjustable H3.5"xD2.75"			
		Pad 4"- 4.75"	Pair	K0108	\$ 645
		Pad 5.5"- 6.25"	Pair	K0108	\$ 645
	Knee support mounting hardware - adjustable	Requires one	Each	E1028	\$ 250

Footplates

Footplate depth	8"	Option		\$	360
	10.75"	Std.			•
Footplate width	8.75"	Std.			•
Footplate angle	80°	K0040		\$	95
	90°	K0040		\$	95
	100°	K0040		\$	95
①	Footplate wedge	2"- 4" x 3"		\$	76
		3"- 5" x 3"		\$	76
②	Foot protection bar	K0108		\$	361
	Non-slip footrest surface	K0108		\$	129



Accessories



①	Sideguards		Pair	K0108	\$	292	
②	Lateral thigh supports		Right	E0956	\$	129	
			Left	E0956	\$	129	
	Lateral thigh support adjustable hardware (accommodates down to a minimum hip width of 8.75")						
			Right	E1028	\$	213	
			Left	E1028	\$	213	
③	Chest support - padded roll bar			K0108	\$	695	
	Chest support mounting hardware - removeable/adjustable						
				E1028	\$	159	
④	Additional Chest support - BodyPoint Universal Neoprene- 4.5" wide - SP110L			E0960	\$	195	
⑤	Shoe holder	3.75" x 7.25" Small	Right	K0108	\$	213	
		3.75" x 7.25" Small	Left	K0108	\$	213	
		4.5" x 8" Large	Right	K0108	\$	233	
		4.5" x 8" Large	Left	K0108	\$	233	
⑥	Push handle bar, can be used with Standard and V-Trak backrest			K0108	\$	297	
⑦	Rear view mirror		Right	K0108	\$	98	
			Left	K0108	\$	98	
⑨	Tray table - swing away (mounted opposite joystick)			E0950	\$	282	
	Tray table - swing away hardware						
				E1028	\$	293	
a	Tray table - swing away for center mount joystick			E0950	\$	2,679	
	Tray table - swing away hardware						
				E1028	\$	293	
a	Tray table - removeable			E0950	\$	282	
	Vehicle tie-down kit						
					\$	495	
b	Support for QLK docking system, without assembly cost				\$	548	
	Assembly cost for EZ lock brackets						
					\$	120	
c	Backpack		Red		\$	50	
			Yellow		\$	50	
			Blue		\$	50	
			Black		\$	50	
	Protective clamp cover						
				Option	\$	-	
d	Joystick top		T-bar	E2323	\$	107	
			Stick	E2323	\$	107	
			Softball	E2323	\$	107	
			Mushroom	E2323	\$	107	
			Chin	E2323	\$	107	
			Ball	E2323	\$	107	

Remarks

Pricing, features, options and accessories are subject to change without prior notice.
The HCPC coding shown are recommendations only.