



# LEVO<sup>®</sup> dt

THE EXPERTS IN STANDING

## USA Quote / Order Form LCEV

7105 Northland Terrace  
 Brooklyn Park, MN 55428  
 Ph# 1-877-538-6872  
 Fax# 763-582-0442  
 Amy Jorgensen-Inside Sales  
[amyi@danetechnologies.com](mailto:amyi@danetechnologies.com)  
[www.levousa.com](http://www.levousa.com)



### Dealer Information

Contact \_\_\_\_\_ Fax# \_\_\_\_\_  
 Company \_\_\_\_\_ Ph# \_\_\_\_\_  
 Address \_\_\_\_\_ Email \_\_\_\_\_  
 City \_\_\_\_\_ Date \_\_\_\_\_  
 State/Zip \_\_\_\_\_

### Client Information

Name \_\_\_\_\_  
 Height: \_\_\_\_\_ Weight: \_\_\_\_\_ (265 Lbs Max)  
 Accurate weight is important for selection  
 of proper power components

Please answer the following questions accurately and completely. Identifying the exact measurements within the diagrams allows for correct configuration and final adjustments for the client. Please do not provide measurements from client's existing chair or cushion! Please be

### Upper Leg Length- Seat Depth



While sitting, measure the distance between the rear point of the bottom and the hollow of the knee

S - M		L - XL	
14" ←	→ 19"	19.5" ←	→ 25"
14" <input type="checkbox"/>		19.5" <input type="checkbox"/>	
15" <input type="checkbox"/>		20.5" <input type="checkbox"/>	
16" <input type="checkbox"/>		21.75" <input type="checkbox"/>	
17" <input type="checkbox"/>		22.5" <input type="checkbox"/>	
17.75" <input type="checkbox"/>		23" <input type="checkbox"/>	
19" <input type="checkbox"/>		25" <input type="checkbox"/>	

### Hip Size- Seat Pan Width



While sitting, measure the outermost points of the hips

13.75" ←	→ 19"	13.75" <input type="checkbox"/>
		15" <input type="checkbox"/>
		15.75" <input type="checkbox"/>
		16.5" <input type="checkbox"/>
		17.75" <input type="checkbox"/>
		19" <input type="checkbox"/>
		19.75" <input type="checkbox"/>

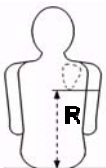
### Lower Leg Length



While sitting, measure from the leg to bottom of heels with shoes on  
 Do not use a cushion

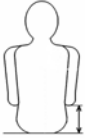
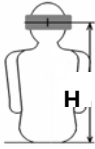
Lower Leg Length	Footrest position	
14" ←	→ 22"	14" <input type="checkbox"/>
		15" <input type="checkbox"/>
		15.75" <input type="checkbox"/>
		16.5" <input type="checkbox"/>
		17.25" <input type="checkbox"/>
		18" <input type="checkbox"/>
		19" <input type="checkbox"/>
		19.5" <input type="checkbox"/>
		20.5" <input type="checkbox"/>
		21" <input type="checkbox"/>
		22" <input type="checkbox"/>






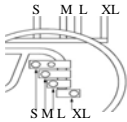

### Backrest Height























Measure the distance between the seating surface and the lower shoulder blade bone

"R" \_\_\_\_\_

<b>Armrest Height</b>			
	Distance between seat surface and bottom of forearm	7" ← → 9.75"	
<b>Headrest Height</b>			
	From the top of seat surface to mid-point back of head	"H" _____	
<b>LCEV Base- E2230</b>			
Manual wheelchair with following features as standard: power standing function; batteries & charger; auto stability lock in all seating and standing positions; adjustable frame depth; armrest round with built-in control switch; fold down and angle adjustable backrest; side guards; extra strong knee support; basic frame color; quick release front and rear wheels; rear air filled tires with aluminum handrims; standard locking brakes and solid rubber front casters. Crash tested per ISO 7176/19 ANSI/RESNA WC/Vol. 1-Section 19			12,875.00 <input type="checkbox"/>
<b>Operation</b>			
		Right <input type="checkbox"/>	Left <input type="checkbox"/>
<b>Frame Colors -- Check preference</b>		<b>Special Colors -- Additional charge</b>	
<b>Standard Colors -- No charge</b>			
Traffic Red _____	Zinc Yellow _____	Red Metallic _____	Orange Reflective _____
Marine Blue _____	Traffic Black _____	Green Metallic _____	Lemon Reflective _____
Platinum _____		Blue Metallic _____	Silver Reflective _____
		Silver Metallic _____	
		Polished Chrome _____	
			<b>\$490.00</b> <input type="checkbox"/>
			<b>\$950.00</b> <input type="checkbox"/>
<b>Chest Support Belt- E0960</b>			
			<b>\$120.00</b> <input type="checkbox"/>
<b>Must be ordered</b>			
<b>Non-Standard Seat Frame Measurements</b>			
Hip width measurement 19" - 19.75"			<b>\$950.00</b> <input type="checkbox"/>
Upper leg measurement 20"- 21"- <b>E2203</b>			<b>\$734.00</b> <input type="checkbox"/>
Upper leg measurement 22"- 24"- <b>E2204</b>			<b>\$1,247.00</b> <input type="checkbox"/>
<b>Armrest Options</b>			
<b>Standard- Armrest Round with Control Switch- K0108</b>			<b>No charge</b> <input type="checkbox"/>
Armrest round with hand control			<b>No charge</b> <input type="checkbox"/>
Armrest 6 cm/2.4" wide - flat top with hand control			<b>\$232.00</b> <input type="checkbox"/>
Armrest 6 cm/2.4" wide - flat top with built-in control switch			<b>\$232.00</b> <input type="checkbox"/>
Armrest 5 cm/2" longer- Round			<b>\$321.00</b> <input type="checkbox"/>
Armrest 5 cm/2" longer- 2.4" wide - flat top			<b>\$321.00</b> <input type="checkbox"/>
<b>Swing Away Chest Support Arms- K0108</b>			
Rotate and swing away to the rear. Additional support for the user in standing position			10.5" <b>\$697.00</b> <input type="checkbox"/>
			12.5" <b>\$697.00</b> <input type="checkbox"/>
<b>Measure the distance frame backrest tubes to front of chest</b>			14.5" <b>\$697.00</b> <input type="checkbox"/>
<b>Backrest Options</b>			
<b>Choose Backrest Angle</b>			
Angle Adjustable Backrest Set in Position 1- 85°			<b>No charge</b> <input type="checkbox"/>
Angle Adjustable Backrest Set in Position 2- 90°			<b>No charge</b> <input type="checkbox"/>
Angle Adjustable Backrest Set in Position 3- 95°			<b>No charge</b> <input type="checkbox"/>
<b>Omit Backrest</b>			
Client can choose alternative backrest- LCEV comes standard with dual cane backrest supports			<b>No charge</b> <input type="checkbox"/>

<b>Tension Adjust Sling Backrest- K0108</b>		<b>\$135.00</b>	<input type="checkbox"/>		
Choose backrest cane height	12"	No charge	<input type="checkbox"/>		
	13"	No charge	<input type="checkbox"/>		
	13.75"	No charge	<input type="checkbox"/>		
	14.5"	No charge	<input type="checkbox"/>		
	15.25"	No charge	<input type="checkbox"/>		
	16"	No charge	<input type="checkbox"/>		
<b>Backrest Extension 6"- K0108</b>		<b>\$335.00</b>	<input type="checkbox"/>		
	Used only on Tension Adjust Sling Backrest that are higher than 16"				
<b>V-Trak Standard &amp; Axxis Backrest- E2620</b>					
	V-Trak Standard Backrest -- 12" High	<b>\$837.00</b>	<input type="checkbox"/>		
	V-Trak Standard Backrest -- 16" High	<b>\$837.00</b>	<input type="checkbox"/>		
	V-Trak Standard Backrest -- 24" High	<b>\$852.00</b>	<input type="checkbox"/>		
	V-Trak Standard Backrest -- 31.5" High	<b>\$920.00</b>	<input type="checkbox"/>		
	V-Trak Axxis Backrest -- 12" High	<b>\$1,012.00</b>	<input type="checkbox"/>		
	V-Trak Axxis Backrest -- 16" High	<b>\$1,113.00</b>	<input type="checkbox"/>		
	V-Trak Axxis Backrest -- 24" High	<b>\$1,213.00</b>	<input type="checkbox"/>		
<b>V-Trak Backrest Adjustable Hardware- E1028</b>		<b>\$292.00</b>	<input type="checkbox"/>		
	<b>Must be ordered with V-Trak Backrest</b>				
<b>V-Trak Thoracic Accessories</b>					
	V-Trak Thoracic Lateral Pads Large -- 5" x 7"-- Right & Left- <b>E0956</b>	<b>\$272.00</b>	<input type="checkbox"/>		
	V-Trak Thoracic Lateral Pads Medium -- 4.25" x 6"-- Right & Left- <b>E0956</b>	<b>\$272.00</b>	<input type="checkbox"/>		
	V-Trak Thoracic Adjustable Hardware- <b>E1028</b>	<b>\$426.00</b>	<input type="checkbox"/>		
<b>Must be ordered with V-Trak Lateral Pads</b>					
<b>V-Trak Headrest- E0955</b>					
	V-Trak Headrest Winged	<b>\$312.00</b>	<input type="checkbox"/>		
	V-Trak Headrest Simple	<b>\$287.00</b>	<input type="checkbox"/>		
	V-Trak Headrest Adjustable Hardware- <b>E1028</b>	<b>\$231.00</b>	<input type="checkbox"/>		
<b>Must be ordered with V-Trak Headrest</b>					
<b>V-Trak Backrest Extension 8"- K0108</b>		<b>\$543.00</b>	<input type="checkbox"/>		
Used only on V-Trak Backrest without Push Handle Bar					
<b>Rear Wheel Options &amp; Accessories</b>					
	Rear wheel 22", castor 5"	<b>Corresponding seat to floor height without cushion, front (f) and rear (r) measurements</b>	f 19.0" r 17.7"	No charge	<input type="checkbox"/>
	Rear wheel 24", castor 5"		f 20.0" r 18.5"	No charge	<input type="checkbox"/>
	Rear wheel 24", castor 5"		f 21.2" r 19.3"	No charge	<input type="checkbox"/>
	Rear wheel 26", castor 6"		f 22.5" r 20.5"	<b>\$295.00</b>	<input type="checkbox"/>
<b>Rear Wheels Solid Rubber Tires- E2220</b>		<b>\$145.00</b>	<input type="checkbox"/>		
Includes mounted aluminum handrims					
<b>Rear Wheels Marathon Black- K0108</b>		<b>\$115.00</b>	<input type="checkbox"/>		
Pneumatic tires with tubes and inserts Includes mounted aluminum handrims Recommended when ordering Spinergy Rear Wheels					
<b>Rear Wheels Spinergy- K0108</b>					
	Light weight, improved driving performance, easy to clean Includes mounted aluminum handrims Cannot be used with Hub Locking Brakes or E-Motion Wheels Rim color is black. Spoke colors available: black; blue; red; yellow; or white	12 Spoke (Pair)	<b>\$925.00</b>	<input type="checkbox"/>	
		18 Spoke (Pair)	<b>\$697.00</b>	<input type="checkbox"/>	

<b>Rear Wheels with Hub Locking Brakes- K0108</b>		<b>\$550.00</b>	<input type="checkbox"/>	
	Standard pneumatic or solid rubber rear wheels only Cannot be used with Frame Reinforcement			
<b>Rear Wheels with Drum Brakes- K0108</b>		<b>\$1,995.00</b>	<input type="checkbox"/>	
	For attendant brake control. Standard pneumatic or solid rubber rear wheels only			
<b>Brake Lever Extension- 2.4"- E0961</b>				
	Simpler accessibility and less strength necessary Standard pneumatic or solid rubber rear wheels only	Right Left	\$75.00 \$75.00	<input type="checkbox"/> <input type="checkbox"/>
<b>Camber- K0108</b>				
	Improved driving performance and agility Cannot be combined with Hub locking Brakes; Drum Brakes; One Arm Drive or E-Motion Wheels	3° 6°	\$274.00 \$274.00	<input type="checkbox"/> <input type="checkbox"/>
<b>Knee Support Options</b>				
<b>Rectangular- K0108</b>		<b>Conical- K0108</b>		
	2" x 4"      \$35.00 <input type="checkbox"/> 2.7" x 4"    \$35.00 <input type="checkbox"/> 3.1" x 4"    \$35.00 <input type="checkbox"/> 2" x 6"      \$35.00 <input type="checkbox"/> 3" x 6"      \$35.00 <input type="checkbox"/>		2" x 4" x 4"      \$44.00 <input type="checkbox"/> 3.5" x 5.5" x 4"    \$44.00 <input type="checkbox"/> 5" x 7" x 4"      \$44.00 <input type="checkbox"/>	
<b>Knee Support Height Adapter- K0108</b>				
Ensures proper alignment with knees for clients with longer lower legs		Pair	\$298.00	<input type="checkbox"/>
<b>Footplate Options</b>				
<b>Choose Footplate Angle</b>				
Angle Adjustable Footplate Set in Position 1- 80°			No charge	<input type="checkbox"/>
Angle Adjustable Footplate Set in Position 2- 90°			No charge	<input type="checkbox"/>
Angle Adjustable Footplate Set in Position 3- 100°			No charge	<input type="checkbox"/>
<b>1-Piece Fixed -- No Flip-Up to Rear- K0040</b>			<b>\$140.00</b>	<input type="checkbox"/>
				
<b>1-Piece Rigid -- Flip-Up to Rear- K0040</b>			<b>\$199.00</b>	<input type="checkbox"/>
				
<b>2-Piece -- Dual Flip-Up to Sides- K0040</b>			<b>\$258.00</b>	<input type="checkbox"/>
				
<b>Footrest Accessories</b>				
<b>Seat Depth / Footrest Quick Adjustment- K0108</b>			<b>\$118.00</b>	<input type="checkbox"/>
	Allows for quick adjustment of seat depth and footrest height			

<b>Calf Strap- K0038</b>		<b>\$73.00</b>	<input type="checkbox"/>
<b>Must be ordered</b>			
<b>Footrest Height Adapter- K0108</b>			
	Clients with hip width 13.8"/15.0"/17.7"/19"	Pair	<b>\$63.00</b> <input type="checkbox"/>
	Clients with hip width 15.7"/16.5"	Pair	<b>\$205.00</b> <input type="checkbox"/>
<b>Cannot be used with 2-Piece Dual Flip-Up Footrest / Must order 1-Piece No Flip-Up to Rear Footrest</b>			
<b>Removable Legrest / Quick Release- K0108</b>		<b>\$135.00</b>	<input type="checkbox"/>
Allows legrest / footrest assembly to be removed using pins- easier transport			
<b>Foot Guides- K0108</b>			
	Allows individual foot adjustment to accommodate client needs while increasing stability	Small Right	<b>\$213.00</b> <input type="checkbox"/>
		Small Left	<b>\$213.00</b> <input type="checkbox"/>
		Large Right	<b>\$233.00</b> <input type="checkbox"/>
		Large Left	<b>\$233.00</b> <input type="checkbox"/>
<b>Footrest Wedge- K0108</b>			
	Wedge to help straighten and stabilize feet	2.0" x 4.0" x 3.1"	<b>\$76.00</b> <input type="checkbox"/>
		3.1" x 5.0" x 3.1"	<b>\$84.00</b> <input type="checkbox"/>
<b>Non-Slip Footrest Surface- K0108</b>		<b>\$129.00</b>	<input type="checkbox"/>
<b>Accessories</b>			
<b>Foam Seat Cushion with Seat Cushion Cover- E2601</b>			
<b>Additional Seat Cushion Cover- E2619</b>			
	Seat Cushion		<b>\$397.00</b> <input type="checkbox"/>
	Additional Seat Cushion Cover		<b>\$219.00</b> <input type="checkbox"/>
<b>Steel Handrims- E0967</b>		<b>\$120.00</b>	<input type="checkbox"/>
			
<b>Maxgrip Handrims- K0108</b>			
	Handrims- rubber covered		
	Original	<b>\$578.00</b>	<input type="checkbox"/>
	Ergo Para		<b>\$915.00</b> <input type="checkbox"/>
<b>One Arm Drive- E0958</b>			
	Standard wheel only	Right	<b>\$1,595.00</b> <input type="checkbox"/>
		Left	<b>\$1,595.00</b> <input type="checkbox"/>
<b>Table Tray / Fixed- E0950</b>		<b>\$282.00</b>	<input type="checkbox"/>
	Supporting hardware installed on the armrest. Easily attached and removed Only possible with LCEV armrest of 2.4" and hand held device		
<b>Table Tray / Swing Away</b>			
	Table swings away and down to the side Only possible with LCEV armrest of 2.4" and hand held device		
	Table Tray- <b>E0950</b>	<b>\$282.00</b>	<input type="checkbox"/>
	Swing Away Hardware- <b>E1028</b>	<b>\$293.00</b>	<input type="checkbox"/>

	<b>Dual Switch for Table Control- K0108</b> Stand-up operation with push buttons for table Creates a jack input for the dual switch Table tray not included	<b>\$1,160.00</b>	<input type="checkbox"/>
	<b>Control Switch Extension- K0108</b> Vertical for round armrest Vertical for wide armrest Horizontal	<b>\$102.00</b>	<input type="checkbox"/>
		<b>\$143.00</b>	<input type="checkbox"/>
		<b>\$30.00</b>	<input type="checkbox"/>
	<b>Push Handles- K0108</b> Standard Push Handles	<b>\$159.00</b>	<input type="checkbox"/>
	<b>Push Handle Extension- K0108</b> Extends Push Handles Adjustable 1" - 6"	<b>\$307.00</b>	<input type="checkbox"/>
	<b>Traditional Anti-Tips - E0971</b>	<b>\$152.00</b>	<input type="checkbox"/>
	<b>Swing Away Anti-Tips- K0108</b>	<b>\$450.00</b>	<input type="checkbox"/>
	<b>XL Adapter- Anti-Tip- K0108</b> Needed for rear wheel position XL when using the Swing Away Anti-Tips <b>Cannot be used with Frame Reinforcement</b>	<b>\$342.00</b>	<input type="checkbox"/>
	<b>Tip Aid for Attendant- K0108</b> Tip aid is for attending persons to help to lift up the front wheels climbing a curb	<b>\$57.00</b>	<input type="checkbox"/>
	<b>Spoke Guard-Transparent- K0065</b> Plexiglass shields to protect hands and fingers	<b>\$186.00</b>	<input type="checkbox"/>
<b>Outdoor / Travel Accessories</b>			
	<b>Vehicle Tie-Down Kit- K0108</b> The Tie-Down Kit must be used for client transportation in the car. Chair has to be tied down using the Q'Straint 5001-T2 or any restraint system certified by Q'Straint 5001-T2 . The occupant has to be safely secured using the Q'Straint Vehicle Anch 3 point or any restraint system certified by ISO 10542/2 standards. <b>Frame Reinforcement and Swing Away Anti-Tips are REQUIRED</b>	<b>\$988.00</b>	<input type="checkbox"/>
	<b>Frame Reinforcement- K0108</b> Frame Reinforcement is needed to attach the Vehicle Tie Down Kit or E-Motion Power Assist system. Must order the Swing Away Anti-Tips <b>Cannot be used with Hub Locking Brakes or Traditional Anti-Tips</b>	<b>\$290.00</b>	<input type="checkbox"/>

### **Chair Order Policy**

Contact LEVO USA at 1-888-LEVOUSA with any questions regarding how to accurately complete this form.

LEVO USA is not responsible for configuration or size discrepancies resulting from inaccurate or incomplete information provided on the order form.

Order confirmations will be sent to you. Please review and sign your agreement/confirmation authorizing submission of the order as stated. Return the signed copy to LEVO USA at fax number 763-582-0442 or via email at: amyj@danetechnologies.com.

All chairs are built to specifications provided, therefore, all sales are final. No returns or exchanges. Your signature acknowledges your understanding and acceptance of this no return policy. Customer is responsible for full payment of chair shipped based on specifications provided on confirmed order form.

The HCPC codes identified herein are our best interpretation of the match between chair, accessories and the appropriate code. This coding interpretation has not been verified by DME PDAC nor should our interpretation replace the customer's own responsibility for submitting accurate information to third party sources.

Please note: All prices and specifications provided on form are subject to change without prior notice. All prices for options or accessories on order form are only valid if ordered with the chair or prior to completed production of unit. Any chair modifications, options or accessories required for future use or maintenance of chair will carry different pricing and warranty terms.

### **Warranty Policy**

Your LEVO product is guaranteed from the date of purchase for:

Two years covering all material and manufacturing defects of mechanical parts.

LEVO USA will not repair or replace free of charge any part or parts found to be defective due to abuse, misuse or lack of maintenance.

