



Dealer: _____ Phone: _____ Client: _____

Contact: _____ Email: _____

Address: _____ PO#: _____ Date: _____

City/State/Zip: _____

LEVO USA

10400 Fountains Drive
Maple Grove, MN 55369
TOLL FREE: 888-538-6872
FAX: 763-582-0442
Orders to:
sales@levousa.com

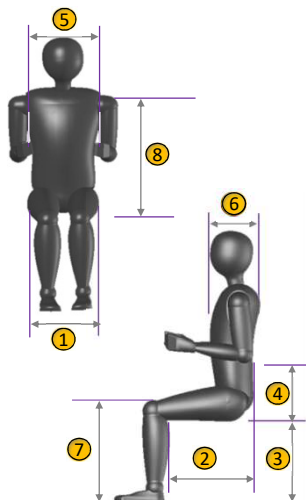
Purchasing through (funding source) _____

Standard Base Configuration**\$16,505**

- Power Base: Overall Width 26", Overall Length 43" (incl. footplate)
- Drive Sitting or Standing
- Solid Seat Pan
- Dual Cane Backrest with Tension Adjustable Straps and Padded Upholstery
- Armrest: Flip-Up with Polyurethane Armrest Pads (W3.25" x L12.75" x 1.25" thick)
Height Adjustable (6"-13")
- Adjustable Seat Depth
- Shroud Colors: Black, Blue, Red, Yellow
- Footplate One Piece Flip-Up (W8.75" x D10.75")
- Maximum Client Weight 265 lbs.
- Rear Wheel 1.75" x 5" Solid Poly/Mid Wheel 3" x 14" Tire with Solid Insert/Front Wheel 2.5" x 8.5" Solid Poly

**Anatomical Dimensions**

Weight:	
Height:	
Hip Width: ①	
Upper Leg Length: ②	
Lower Leg Length: ③	
Seat to Elbow: ④	
Chest Width: ⑤	
Chest Depth: ⑥	
Floor to top of knee: ⑦	
Seat to Top of Shoulder: ⑧	

**① Hip width > Seat width**

Hip width:
①

Seat width:

15"	Option
17.5"	Option
19.75"	Option

② Upper leg length > Seat depth

Note: Proper seat depth is typically 2.5" shorter than the upper leg length measurement

Upper leg length:
②

Seat depth:

14"	Option
15"	Option
16"	Option
16.75"	Option
17.75"	Option
18.5"	Option
18.5"	Option
19.5"	Option
20.24"	Option
21"	Option
22"	Option
23"	Option

③ Lower leg length > Seat to footplate

Note: Please consider cushion thickness when choosing the seat to footplate setting

Lower leg length:
③

Seat to footplate:

14.5"
15.5"
16"
17"
17.75"
18.5"
19.25"
20"
21"
21.75"
22.5"
23.25"
24"
25"

④ Seat to elbow > Arm height

Note: Please consider cushion thickness when choosing the arm height

Seat surface to elbow:
④

Set to: 6" min 13" max

User weight

The maximum user weight is 265 lbs..
The weight of the user determines the force of the lifting springs.

User weight:
 lbs.

Joystick



- ① R-Net control system - CJSM (requires expandable controller and harness)
 - Color LCD Joystick module
 - 120 A Power module
 - Max. 6 actuators, multiple axis
 - Controls lights
 - Fully programmable, multiple profiles
 - Expandable

WEX1.

•

- ② R-Net control system - CJSM2 (requires expandable controller and harness)
 - Same CJSM above plus the following
 - 3.5" VGA color display for improved recognition
 - Paddle switches for on/off, profile/mode and speed for increased function
 - Metal case for improved durability
 - Loudspeaker horn for improved audio recognition

WEX1 \$ 1,295

Expandable controller (required w/multiple power functions, compact joystick or alt control devices)
 Expandable controller - Harness

\$ 583
 \$ 509

- ④ LEVO USB Dual Port
 - Requires R-net control system
 - 1 Amp and 2.1 Amp ports
 - Plug and Play into R-Net Bus Connector

Mount - Right
 Mount - Left

\$ 229

Joystick Mounting Options



- ① Mount - Standard
 Mount - Swing away retractable

Std.
 WEXPM \$ 318

Mount Joystick - Right
 Mount Joystick - Left

•
 •

- ② Joystick protection guard

\$ 229

Joystick Handle



Joystick handle type

T-bar	<input type="text"/>	<input type="text"/>	\$	107
Stick	<input type="text"/>	<input type="text"/>	\$	107
Softball	<input type="text"/>	<input type="text"/>	\$	107
Mushroom	<input type="text"/>	<input type="text"/>	\$	107
Chin	<input type="text"/>	<input type="text"/>	\$	107
Ball	<input type="text"/>	<input type="text"/>	\$	107

Attendant Controls (for other "Alternate Controls", please see our separate order form)



Attendant control with hardware - R-Net
 R-Net connector block (necessary for attendant and alternate controls)

\$ 1,181
 \$ 329

Speed

4 mph
 5 mph
 6 mph

Option	<input type="text"/>	•
Option	<input type="text"/>	•
Std.	<input type="text"/>	•

Batteries

Group 22 - Sealed AGM - 55 Ah

\$ 660

Shroud Color Options

Black
 Blue
 Red
 White

<input type="text"/>	<input type="text"/>	•
<input type="text"/>	<input type="text"/>	•
<input type="text"/>	<input type="text"/>	•
<input type="text"/>	<input type="text"/>	•

Blue metallic
 Green metallic
 Red metallic
 Silver metallic
 Lemon reflex
 Orange reflex
 Silver reflex
 Other RAL color

RAL #:

Option	<input type="text"/>	\$	595
Option	<input type="text"/>	\$	595
Option	<input type="text"/>	\$	595
Option	<input type="text"/>	\$	595
Option	<input type="text"/>	\$	695
Option	<input type="text"/>	\$	695
Option	<input type="text"/>	\$	695
Option	<input type="text"/>	\$	895

Wheel Options



- Mid:
 ① Drive - 3" x 14" Notched with solid insert
 ② Drive - 3" x 14" "V" profile with solid insert

•
 •

- ③ Front - Dual Curb Climber 1.75" x 7" tire "V" profile with solid insert

Pair \$ 1,080



Lights

Light kit - Front and rear with turn signal

☐ ☐ \$ 1,041

Seating



Power Seat Functions

Power standing system

☐ ☒ \$ 8,995

Bodypoint chest support belt (*mandatory with standing*)

☐ ☒ \$ 172

Padded reinforced knee support (*mandatory with standing...please see page 4*)

Stand and drive legrest assembly

☐ ☒ \$ 2,295

Power elevating seat - 6"

☐ ☐ \$ 2,813

Power elevating legrest (*independent from the backrest*)

☐ ☐ \$ 2,931

Power tilt & recline with elevating legrest link (*must order power elevating seat*)
Integrated lying/supine position to stand. Enables a lying transfers.

WP0001151 ☐ \$ 10,872

Multiple seat function electronic kit

(*required when combining stand and any additional power seating function*)

☐ ☐ \$ 3,134

Backrest

Backrest - canes with tension adjustable sling and cushion - Height 16.75"
OR

Std. ☐ •

Back - V-Trak "Dynamic Stability" with internal adjustable straps & laterals (flexes to absorb energy, .25" padded/breathable uph.)
(*must order mounting hardware*)

V-TRAK Axxis with parallel sides

Parallel Sides
with 2-3 inches of
contour depth

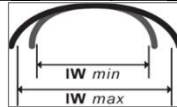


Internal adjustable spine profiling straps



Internal adjustable lateral support

Width	►	For Seat Width	For Seat Widths	For Seat Widths
		15"	17.25	19.75"
① Height 12"		\$695 <input type="checkbox"/>	\$695 <input type="checkbox"/>	\$750 <input type="checkbox"/>
② Height 15.75"		\$695 <input type="checkbox"/>	\$695 <input type="checkbox"/>	\$750 <input type="checkbox"/>
③ Height 21.5"		\$750 <input type="checkbox"/>	\$775 <input type="checkbox"/>	\$795 <input type="checkbox"/>



V-TRAK Axxis Deep Contour (*Lateral crest is always 22cm from bottom*)

Deep contour with
5-7 Inches of
contour depth



Internal adjustable spine profiling straps Internal adjustable lateral support - Lateral adjustment for front of backrest

Width	►	For Seat Width	For Seat Widths	For Seat Width	
		15"	17.25"	19.75"	
④ Height 12"		\$695 <input type="checkbox"/>	\$695 <input type="checkbox"/>	\$750 <input type="checkbox"/>	
⑤ Height 15.75"		\$775 <input type="checkbox"/>	\$795 <input type="checkbox"/>	\$825 <input type="checkbox"/>	
⑥ Height 21.5"		\$775 <input type="checkbox"/>	\$795 <input type="checkbox"/>	\$825 <input type="checkbox"/>	

Mounting Hardware - Adjustable

⑦ Lite - tube style

☐ ☐ \$ 292

Additional set (*recommended for standing*)

☐ ☐ \$ 292

⑧ Original - flat style (*recommended for chair back widths over 19"*)

☐ ☐ \$ 292

Additional set (*recommended for standing*)

☐ ☐ \$ 292

Backrest Options

Backrest - tubes only (without tension adjustable straps and cushion)

☐ ☐ \$ -

Standard Backrest - 6" tube extension for sling back, without crossmember

☐ ☐ \$ 331

① Standard Backrest - extension, with cross member

tube extension

☐ ☐ \$ 747

tube extension

☐ ☐ \$ 764


tube extension

☐ ☐ \$ 786

V-Trak backrest - 8" extension

☐ ☐ \$ 543

Seat Cushion - memory foam



Seat width ▶ Seat depth ▼	15"		17.25"		19.75"	
14"-16"	<input type="checkbox"/>		<input type="checkbox"/>		<input type="checkbox"/>	
16.75"-18.5"	<input type="checkbox"/>		<input type="checkbox"/>		<input type="checkbox"/>	
18.5"-20.25"	<input type="checkbox"/>		<input type="checkbox"/>		<input type="checkbox"/>	
21"-23"	<input type="checkbox"/>		<input type="checkbox"/>		<input type="checkbox"/>	

		\$	397
		\$	397
		\$	397
		\$	397

Additional Seat Cushion Cover

Standard			\$	219
Incontinent			\$	219

V-Trak Headrest (must order mounting hardware)



① Head support											
Winged	4" deep	9.5" wide	4.5" high							\$	189
Winged L	5" deep	11.5" wide	6" high							\$	199
② Crecent	5" deep	11" wide	7" high							\$	275
③ Cradle (sub occipital pad)	6" deep	8.25" wide	6.5" high							\$	265

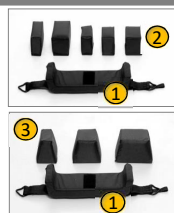
① Mounting hardware											
V-Trak headrest mount - Adjustable										\$	199
④ V-Trak headrest mount - Ball mount adjustable										\$	259
⑤ V-Trak headrest mount - Ball mount quick release adjustable										\$	289

Lateral Supports and Hardware (must order mounting hardware)




⑥ V-Trak lateral support (cane mount), pad and cover											
Right	Medium	4.25"x6"								\$	179
Left	Medium	4.25"x6"								\$	179
Right	Large	5"x7"								\$	179
Left	Large	5"x7"								\$	179
V-Trak adjustable mounting hardware - left										\$	189
V-Trak adjustable mounting hardware - right										\$	189

Knee Support



① Padded, reinforced knee support										\$	172
② Rectangular knee wedge											
	2" x 4"									\$	35
	2.5" x 4"									\$	35
	3" x 4"									\$	35
	2" x 6"									\$	35
	3" x 6"									\$	35
③ Conical knee wedge											
	2" - 4" x 4"									\$	35
	3.5" - 4.5" x 4"									\$	35
	5" - 7" x 4"									\$	35
④ Knee support "Pro" - center mount (must order mounting hardware below)											
	Pads adjustable H3.5"xD2.75"										
	Pad 4"- 4.75"	Pair								\$	645
	Pad 5.5"- 6.25"	Pair								\$	645
Knee support mounting hardware - adjustable	Requires one	Each								\$	250

Footplates



Footplate depth	8"	Option			\$	360
	10.75"	Std.				
Footplate width	8.75"	Std.				
Footplate angle	80°				\$	95
	90°				\$	95
	100°				\$	95
① Footplate wedge	2"x 4" x 3"				\$	76
	3"x 5" x 3"				\$	76
② Foot protection bar					\$	361
Non-slip footrest surface					\$	129

Accessories



①	Sideguards	Pair		\$	292
Lateral Thigh Support					
	Lateral thigh support pads				
		Right	SEMCF703L	\$	129
		Left	SEMCF703L	\$	129
	Lateral thigh support fixed/adjustable hardware	Right		\$	219
	Lateral thigh support fixed/adjustable hardware	Left		\$	219
②	Hip Belt - Airplane pull			\$	119
③	Chest support - padded roll bar			\$	695
	Chest support mounting hardware - removeable/adjustable			\$	159
④	Additional Chest support - BodyPoint Universal Neoprene- 4.5" wide - SP110L			\$	195
⑤	Shoe holder			\$	213
	3.75" x 7.25" Small	Right		\$	213
	3.75" x 7.25" Small	Left		\$	213
	4.5" x 8" Large	Right		\$	233
	4.5" x 8" Large	Left		\$	233
⑥	Push handle bar, <i>can be used with Standard and V-Trak backrest</i>			\$	297
⑦	Rear view mirror	Right		\$	98
		Left		\$	98
⑧	Tray table - swing away (<i>mounted opposite joystick</i>)	SETND0010		\$	282
	Tray table - swing away hardware	SETND0010		\$	293
⑨	Tray table - swing away for center mount joystick			\$	2,679
	Tray table - swing away hardware			\$	293
a	Tray table - removeable			\$	282
b	Vehicle tie-down kit			\$	495
	Support for QLK docking system, <i>without assembly cost</i>			\$	548
	Assembly cost for EZ lock brackets			\$	120
c	Backpack	Red		\$	50
		Yellow		\$	50
		Blue		\$	50
		Black		\$	50

Remarks

Pricing, features, options and accessories are subject to change without prior notice.