



Dealer: \_\_\_\_\_ Contact: \_\_\_\_\_ Date: \_\_\_\_\_  
 Address/City/St/Zip: \_\_\_\_\_  
 Phone: \_\_\_\_\_ FAX: \_\_\_\_\_ Email: \_\_\_\_\_  
 Clinician: \_\_\_\_\_ Phone: \_\_\_\_\_ Email: \_\_\_\_\_  
 Client: \_\_\_\_\_ Disability: \_\_\_\_\_ Misc.: \_\_\_\_\_

**LEVO USA**  
 10400 Fountains Drive  
 Maple Grove, MN 55369  
 Toll Free: 888-538-6872  
 FAX: 763-582-0442  
 Orders to:  
 sales@levousa.com

### Standard Base Configuration

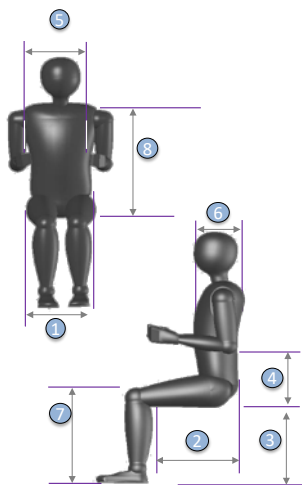
**\$14,030**

- Manually Propelled Wheelchair with Power Standing System
- Maximum Client Weight: 265 lbs.
- Powered Actuator with Gas Strut Assist to Stand
- Tension Adjustable Seat & Back Upholstery
- Fold Down Backrest, Height Adjustable 12.5"-16"
- Rear Wheel - 24" high pressure pneumatic, hub black, 18 spoke silver
- Front caster - solid rubber, composite wheel
- Standard colors: black, blue, platinum, red or yellow
- One Piece Footplate - Fixed
- 0 Degree Rear Wheel Camber
- Standard Push to Lock Brakes



#### Anatomical Dimensions

- Weight: \_\_\_\_\_
- Height: \_\_\_\_\_
- Hip Width: ①
- Upper Leg Length: ②
- Lower Leg Length: ③
- Seat to Elbow: ④
- Chest Width: ⑤
- Chest Depth: ⑥
- Floor to top of knee: ⑦
- Seat to Top of Shoulder: ⑧



#### ① Hip width > Seat width

Hip width:

Hip width:	Seat width:	
35 cm	13.75"	
38 cm	15"	
40 cm	15.75"	
42 cm	16.5"	
45 cm	17.75"	
48 cm	19"	
50 cm	19.75"	WAMA \$ 1,035

#### ② Upper leg length/Seat depth (upholstery)

With proper seat depth, the ball of the knee should be vertically aligned with the Knee Block Mounting Post

The seat depth of the upholstery is approximately 1.5" to 2" from the back of the knee

Upper leg length:

Seat depth (upholstery):

Holes showing at rear of seat rail

Upper leg length:	Seat depth (upholstery):	
29.0 cm	11.5"	0
31.2 cm	12"	1
33.4 cm	13"	2
35.6 cm	14"	3
37.8 cm	15"	4
40.0 cm	16"	5
43.0 cm	17"	0
45.2 cm	18"	1
47.4 cm	18.5"	2
49.6 cm	19.5"	3
51.8 cm	20"	4
54.0 cm	21"	5

There are two ranges seat of depth adjustment for the LAE (S-M & L-XL)  
 Depth adjustment is made utilizing the telescoping upper and lower seat rails

#### ③ Lower leg length/Seat to footplate

The *Lower leg length* determines the *Seat to footplate* setting, possible wheel/caster combinations and front seat heights.

Please take the cushion into consideration when choosing the *Seat to footplate* setting.

Lower leg length:

Seat Height Front: ▶	19"	20"	21"	22.5"	Rear seat height is approximately 1.5" lower than front
Rear Wheel	22"	24"	24"	26"	
Seat to footplate: ▼	5" caster	5" caster	5" caster	6" caster	
14"					
15"					
15.75"					
16.5"					
17.25"					
18"					
19"					
19.75"					
20.5"					
21.25"					

**Mandatory with 19" seat height**

Tire - 22" x 1" rear wheel- hub black, spoke silver with 5" front caster


**Mandatory with 22.5" seat height**

Tire - 26" x 1" rear wheel- hub black, spoke silver with 6" front caster

Pair  \$ -

NONE

Pair  \$ 325



**Armrest**

**Armrest - Angle adjustable**

Arm height

Note: Please consider cushion thickness when choosing the arm height

Seat to elbow:

5.5" min

Set to:

8.75" max

- ① Armrest - long (15" from backpost), round with foam pad
- ② Armrest - short (13" from backpost), round with foam pad
- ③ Armrest - long 2.4" wide polyurethane pad
- ④ Armrest - short 2.4" wide polyurethane pad
- ⑤ Armrest - Chest support, with bend  
Flip up and rotate out, with round tube and foam pad only

⑤ Choose "D" dimension:  
 10.5"  
 12.5"  
 14.5"

Option		\$99
Std.		•
Option		\$339
Option		\$232
Option		\$697

- ⑥ Standing control  
Switch in arm - left  
Switch in arm - right  
Pendant hand control

Option	
Option	
Std.	

Batteries

Standard Battery Box

K0108		\$159
-------	--	-------

Lithium

(wheelchair is approximately 6 lbs. lighter- Not for use with client weight 195 lbs or higher or for 48cm or 50 cm wide chairs)

K0108		\$730
-------	--	-------

**Frame color**



- Black
- Blue
- Platinum
- Red
- Yellow

		•
		•
		•
		•



- Blue metallic
- Green metallic
- Red metallic
- Silver metallic
- Orange reflex
- Lemon reflex
- Silver reflex

Option		595.00
Option		595.00
Option		595.00
Option		595.00
Option		695.00
Option		695.00
Option		695.00

- Aluminium polished
- Traffic white
- Other RAL color

RAL: 9016

Option		995.00
Option		895.00
Option		895.00

**Backrest**

Backrest - height adjustable canes with tension adjustable sling and cushion

Upholstery height:		
12.25"		\$ 121
13.00"		\$ 121
13.75"		\$ 121
14.5"		\$ 121
15.5"		\$ 121
16"		\$ 121

**Back - V-Trak "Dynamic Stability" with internal adjustable straps & laterals (flexes to absorb energy, .25" padded/breathable uph.) (must order mounting hardware)**

V-TRAK Axis with parallel sides

Parallel Sides with 2-3 inches of contour depth



Internal adjustable spine profiling straps



Internal adjustable lateral support

Width	For Seat Width		For Seat Widths		For Seat Widths	
	13.75"		15" / 15.75" / 16.5"		17.75" / 19" / 19.75"	
① Height 12"	\$695	E2620	\$695	E2620	\$750	E2620
② Height 15.75"	\$695	E2620	\$695	E2620	\$750	E2620
③ Height 21.5"	\$750	E2620	\$775	E2620	\$795	E2620

Note: The 21.5" high backrest can't be used on seat width of 13.75"




V-TRAK Axis Deep Contour (Lateral crest is always 22cm from bottom)

Deep contour with 5-7 Inches of contour depth



Internal adjustable spine profiling straps

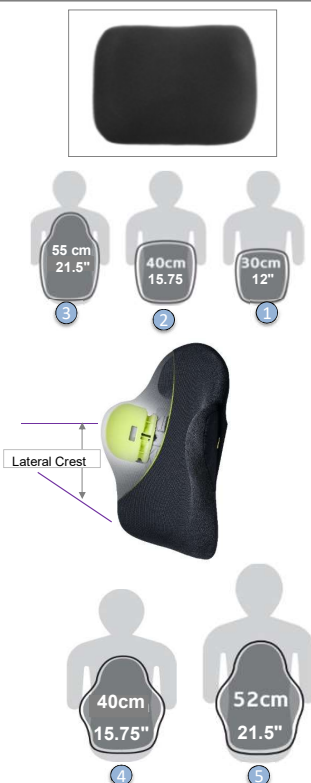


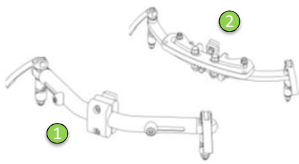
Internal adjustable lateral support - Lateral adjustment for front of backrest



Width	For Seat Width		For Seat Widths		For Seat Width		For Seat Width	
	13.75"		15" / 15.75" / 16.5"		17.75"		19" / 19.75"	
④ Height 12"	\$695	E2620	\$695	E2620	\$750	E2620	\$850	E2620
④ Height 15.75"	\$775	E2620	\$795	E2620	\$825	E2620	\$850	E2620
⑤ Height 21.5"	\$775	E2620	\$795	E2620	\$825	E2620	\$850	E2620

Note: The 21.5" high backrest can't be used on seat width of 13.75"





**V-Trak Mounting Hardware - Adjustable**

1	Lite - tube style	NONE	E1028	\$ 292
2	Original - flat style <i>(recommended for chair back widths over 19")</i>		E1028	\$ 292

**Backrest options**




3	Standard Backrest - 6" tube extension for sling back <i>(for raising back height 17" to 22")</i>	NONE	K0108	\$ 369
	V-Trak backrest - 8" extension		K0108	\$ 543

**Backrest angle**

85°			•
90°			•
95°			•

**Seat Cushion - memory foam with cover**



<b>Seat width</b> ▶	13.75"	15"	15.75"	16.5"	17.75"	19"		
<b>Seat depth</b> ▼	35 cm	36 cm	37 cm	38 cm	39 cm	40 cm	E2601	\$ 397

*Matches seat depth unless otherwise specified*

**Additional Seat Cushion Cover**

Standard	NONE	E2619	\$ 219
Incontinent		E2619	\$ 219

**Supports**



1	Knee support - Padded and reinforced		K0108	\$ 186	
2	Rectangular knee wedge	2" x 4"	K0108	\$ 35	
		2.5" x 4"	K0108	\$ 35	
		3" x 4"	K0108	\$ 35	
		2" x 6"	K0108	\$ 35	
		3" x 6"	K0108	\$ 35	
3	Conical knee wedge	2" - 4" x 4"	K0108	\$ 35	
		3.5" - 4.5" x 4"	K0108	\$ 35	
		5" - 7" x 4"	K0108	\$ 35	
4	Knee support - Sport		K0108	\$ 295	
5	Knee support - Polyurethane pad, rigid tube, swing away	Size S (4" - 4.75")	K0108	\$ 545	
	Gelovations knee block pad mount with cover for swing away	Size M (5.5" - 6.5")	K0108	\$ 545	
	Calf strap (see pict #1 below)	Gelovations - Pair	K0108	\$ 218	
	Chest support belt		K0038	\$ 79	
	Additional Chest support - BodyPoint Neoprene- 4.5" wide - SP110L		E0960	\$ 130	
			E0960	\$ 195	
7	Shoe Holder	3.75" x 7.25" Small	Right	K0108	\$ 213
		3.75" x 7.25" Small	Left	K0108	\$ 213
		4.5" x 8" Large	Right	K0108	\$ 233
		4.5" x 8" Large	Left	K0108	\$ 233
	Hip Belt - Airplane pull		E0978	\$ 129	

**Footrest**




1	One piece footplate, fixed		Std.	•
2	Two-piece footplate, flip-up		K0108	\$ 308
3	One piece footplate, flip-up (back)		K0040	\$ 219
2	Footplate height adapter <i>(footplate will be 1" narrower than normal)</i>	For seat widths 13.75", 15", 17.75" & 19"		\$ 69
		For seat widths 15.75" & 16.5"		\$ 225
4	Easy transfer footplate <i>(extended "L" brackets bring footplate closer to the floor)</i>	Footplate Depth 8"	K0040	\$ 388
	Detachable legrest/downposts	Footplate Depth 10.25"	K0040	\$ 388
			K0108	\$ 149
	Non-slip footplate surface		K0108	\$ 129

**Footplate angle**

80°	K0040
90°	K0040
100°	K0040


**Wheel options**



Rear Wheel	Wheel Type	Tire				Handrim				Spoke Color					
		1" Gray High Pressure Pneumatic	1" Blk Marathon High Pressure \$125	1" Black Marathon Solid Poly \$159	1" Gray Solid Poly - Solid Poly \$159	Steel \$132	Steel - embossed \$132	Aluminum Clear Anodized	Maxgrepp - Rubber Coated \$578	Maxgrepp - Ergo Para CP \$995	Natural Fit \$578	Natural Fit /Thumbguard \$995	Natural Fit SLT \$578	White	Red
22"	Standard 18 Spoke - 22", hub black, spoke silver														
	Spinerger 12 Spoke - 22", hub silver														
	Spinerger 18 Spoke - 22", hub silver														
24"	Standard 18 Spoke - 24", hub black, spoke silver														
	Spinerger 12 Spoke - 24", hub silver														
	Spinerger 18 Spoke - 24", hub silver														
26"	Standard 18 Spoke - 26", hub black, spoke silver														
	Spinerger 12 Spoke - 26", hub silver														
	Spinerger 18 Spoke - 26", hub silver														

4	Camber	0°	3°	6°	K0108		\$ 274
5	Frog Legs-Black Carbon Fiber Forks & Casters				Pair	K0108	\$ 525

**Accessories**



0	Tray table		E0950		\$ 282		
	Tray table - Hardware		E1028		\$ 293		
1	Push handles		Pair	K0108	\$ 175		
2	Push handles - 2.75" extension		Pair	K0108	\$ 338		
3	Push handles - detachable, height adjustable 1" - 6"		Pair	K0108	\$ 349		
4	Anti Tips - traditional		Pair	E0971	\$ 164		
5	Tip Aid - attendant		Pair	K0108	\$ 85		
6	Anti Tips - swing away with attendant tip aid		Pair	K0108	\$ 450		
	XL Adapter*		Pair	K0108	\$ 152		
	<i>Necessary with swing away anti-tips for seat depth positions- of 19.5", 20" &amp; 21" when not using E-Fix or E-Motion wheels- <b>Use of E-Fix or E-Motion wheels in these seat depths require Anti-tips provided by Alber</b></i>						
7	Push to Lock- Wheel lock extensions - 2.5"		Pair	K0961	\$ 150		
	Spoke protectors - transparent			K0065	\$ 186		
8	Seat depth and footrest quick adjustment kit			K0108	\$ 129		
	<i>Includes 10 clamps with post and 4 threaded knobs</i>						
	Frame reinforcement kit			K0108	\$ 290		
	<i>Necessary when e-fix or similar system is mounted - swing away anti-tips required</i>						
9	Vehicle tie-down kit			K0108	\$ 988		
	<i>Fixed attachment points for chair transport Includes frame reinforcement kit</i>						
	<i>Anti-tips - swing away required- <b>Note: when using E-Fix or E-Motion wheels for seat depth positions of 19.5", 20" &amp; 21" Anti-tips provided by Alber are required</b></i>						
	Mandatory if client is transported in vehicle. Chair required to be secured with the Q'Straint 5001-T2 or any restraint system certified by Q'Straint 5001-T2. Occupant must be secured using the Q'Straint Vehicle 3 point or any restraint system certified by ISO 10542/2 standards.						

Remarks