



**Standing Operation**

Manual Wheelchair Accessory, **MANUAL** Standing System



E2230  \$8,635

Wheelchair Accessory, **POWER** Standing System, Any Type



E2301  \$10,795

**Client weight**

*(This section applies to MANUAL Standing option only)*

**Client weight:**

Gas strut selection chart

Depth: ► Weight: ▼	11.5" 29.0 cm	12" 31.2 cm	13" 33.4 cm	14" 35.6 cm	15" 37.8 cm	16" 40.0 cm	17" 43.0 cm	18" 45.2 cm	18.5" 47.4 cm	19.5" 49.6 cm	20" 51.8 cm
88 lbs. to 132 lbs.	400n	400n	400n	400n	400n	400n	400n	400n	400n	400n	
132 lbs. to 176 lbs.			400n	500n	500n	500n	500n	500n	500n	500n	
176 lbs. to 220 lbs.				500n	600n	600n	600n	600n	600n	600n	600n
220 lbs. to 264 lbs.							600n	700n	700n	700n	700n

**Frame color**

*All color choices marked with • are no charge*



Black  
Blue  
Wine Red  
Red  
Yellow

<input type="checkbox"/>		•
<input type="checkbox"/>		•
<input type="checkbox"/>		•
<input type="checkbox"/>		•
<input type="checkbox"/>		•



Blue metallic  
Basalt Grey  
Red metallic  
Silver metallic

Option	<input type="checkbox"/>	\$ 595	•
Option	<input type="checkbox"/>	\$ 595	•
Option	<input type="checkbox"/>	\$ 595	•
Option	<input type="checkbox"/>	\$ 595	•

Orange reflex  
Lemon reflex  
Silver reflex

Option	<input type="checkbox"/>	\$ 695	•
Option	<input type="checkbox"/>	\$ 695	•
Option	<input type="checkbox"/>	\$ 695	•

White Aluminum  
Traffic white  
Other RAL color

Option	<input type="checkbox"/>	\$ 795	•
Option	<input type="checkbox"/>	\$ 795	•
Option	<input type="checkbox"/>	\$ 795	•

**Standing Release**

*(This section applies to MANUAL Standing option only)*

**Bilateral- Recommended**

<input type="checkbox"/>		•
<input type="checkbox"/>		•
<input type="checkbox"/>		•

**Armrest**

*(This section applies to Power Standing System only)*


**Armrest - Angle adjustable**

Arm height

Note: Please consider cushion thickness when choosing the arm height

Seat to elbow:

5.5" min      Set to:      8.75" max



- 1 Armrest - long (15" from backpost), round with foam pad, height adj.
- 2 Armrest - short (13" from backpost), round with foam pad, height adj.
- 3 Armrest - long 2.4" wide polyurethane pad, height adj.
- 4 Armrest - short 2.4" wide polyurethane pad, height adj.
- 5 Armrest - Swing-away chest support, with arms, height adj.


**NONE**

Option	E0973	<input type="checkbox"/>	\$107	•
Std.	E0973	<input type="checkbox"/>		•
Option	E0973	<input type="checkbox"/>	\$366	•
Option	E0973	<input type="checkbox"/>	\$251	•
Option	E0973	<input type="checkbox"/>	\$753	•

Flip up and rotate out, with round tube and foam pad only

Distance to beginning of bend, see picture at left

Choose "D" dimension:  
10.5"  
12.5"  
14.5"



Standing control

- Switch in arm - left
- Switch in arm - right
- Pendant hand control

*(This section applies to Power Standing System only)*

Option	<input type="checkbox"/>	•
Option	<input type="checkbox"/>	•
Std.	<input type="checkbox"/>	•

Batteries

Standard Battery Box

K0108  \$172

**Lithium** (Wheelchair is approximately 6 lbs. lighter- Not for use with client weight 185 lbs or higher in combination with 19" or 19.75" wide chairs or in combination with seat depths 19.5"; 20" or 21")

K0108  \$730

**Backrest**

Backrest - height adjustable canes with tension adjustable sling and cushion

Upholstery height:		
12.25"		•
13.00"		•
13.75"		•
14.5"		•
15.5"		•
16"		•

**Back - V-Trak "Dynamic Stability" with internal adjustable straps & laterals (flexes to absorb energy, .25" padded/breathable up.)**  
(must order mounting hardware)

V-TRAK Axis with parallel sides

Parallel Sides with 2-3 inches of contour depth



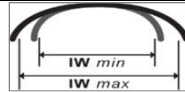
Internal adjustable spine profiling straps



Internal adjustable lateral support

Width	For Seat Width		For Seat Widths		For Seat Widths	
	13.75" (M)		15" / 15.75" / 16.5" (L)		17.75" / 19" / 19.75" (XL)	
1 Height 12"	\$695	E2620	\$695	E2620	\$750	E2620
2 Height 15.75"	\$695	E2620	\$695	E2620	\$750	E2620
3 Height 21.5"	\$750	E2620	\$775	E2620	\$795	E2620

**Note: The 21.5" high backrest can't be used on seat width of 13.75"**



V-TRAK Axis Deep Contour (Lateral crest is always 22cm from bottom)

Deep contour with 5-7 Inches of contour depth



Internal adjustable spine profiling straps

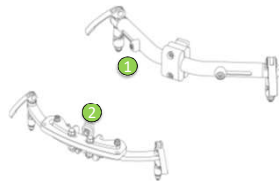
Internal adjustable lateral support - Lateral adjustment for front of backrest

Width	For Seat Width		For Seat Widths		For Seat Width		For Seat Width	
	13.75" (M)		15" / 15.75" / 16.5" (L)		17.75" (XL)		19" / 19.75" (XXL)	
4 Height 12"	\$695	E2620	\$695	E2620	\$750	E2620	\$850	E2620
5 Height 15.75"	\$775	E2620	\$795	E2620	\$825	E2620	\$850	E2620
5 Height 21.5"	\$775	E2620	\$795	E2620	\$825	E2620	\$850	E2620

**Note: The 21.5" high backrest can't be used on seat width of 13.75"**



**Mounting Hardware - Adjustable**



1 Lite - tube style	NONE	E1028	\$	292
2 Original - flat style (recommended for chair back widths over 19")	NONE	E1028	\$	292

**Backrest options**




3 Standard Backrest - 6" tube extension for sling back (for raising back height 17" to 22")	NONE	K0108	\$	369
V-Trak backrest - 8" extension		K0108	\$	543

**Backrest angle**

85°			•
90°			•
95°			•

**Seat Cushion - memory foam with cover**



Seat width	13.75"	15"	15.75"	16.5"	17.75"	19"
	35 cm	36 cm	37 cm	38 cm	39 cm	40 cm
Seat depth						
Matches seat depth unless otherwise specified						

E2601 \$ 429

**Additional Seat Cushion Cover**

Standard	NONE	E2619	\$	237
Incontinent	NONE	E2619	\$	237





Footplate angle

Set to:

80°	K0040	
90°	K0040	
100°	K0040	

Accessories



1	Tray table <i>(applies to POWER Standing System only)</i>		E0950		\$ 378
	Tray table - hardware		E1028		\$ 316
	Push handles	Pair	K0108		\$ 189
2	Push handles - 2.75" extension	Pair	K0108		\$ 365
3	Push handles - detachable, height adjustable 1" - 6"	Pair	K0108		\$ 378
4	Anti Tips - traditional- Pair	Pair	E0971		\$ 164
5	Tip Aid - attendant- Pair	Pair	K0108		\$ 92
6	Anti Tips - swing away with attendant tip aid	Pair	K0108		\$ 486
	XL Adapter* <i>"Necessary with swing away anti-tips for seat depth positions- of 19.5", 20" &amp; 21" when not using E-Fix or E-Motion wheels- Use of E-Fix or E-Motion wheels require Anti-tips provided by Alber</i>	Pair	K0108		\$ 164
7	Push to Lock- Wheel lock extensions - 2.5"	Pair	K0961		\$ 162
8	Seat depth and footrest quick adjustment kit <i>Includes 8 clamps with post and 4 threaded knobs</i>		K0108		\$ 139
10	Frame reinforcement kit <i>Necessary when e-fix or similar system is mounted Anti-tips - swing away required</i>		K0108		\$ 313
11	Spoke Guards- Transparent	Pair	K0065		\$ 201
	Vehicle tie-down kit		K0108		\$ 1,067

*Fixed attachment points for chair transport Includes frame reinforcement kit  
Anti-tips - swing away required- Use of E-Fix or E-Motion wheels require Anti-tips provided by Alber*

Mandatory if client is transported in vehicle. Chair required to be secured with the Q'Straint 5001-T2 or any restraint system certified by Q'Straint 5001-T2. Occupant must be secured using the Q'Straint Vehicle 3 point or any restraint system certified by ISO 10542/2 standards.

Remarks