



Dealer: _____ Contact: _____ Date: _____

Address/City/St/Zip: _____

Phone: _____ FAX: _____ Email: _____

Clinician: _____ Phone: _____ Email: _____

Client: _____ Disability: _____ Misc.: _____

LEVO USA
 10400 Fountains Drive
 Maple Grove, MN 55369
 888.538.6872 Toll Free
 763-582-0442 FAX
 Orders to:
 sales@levousa.com

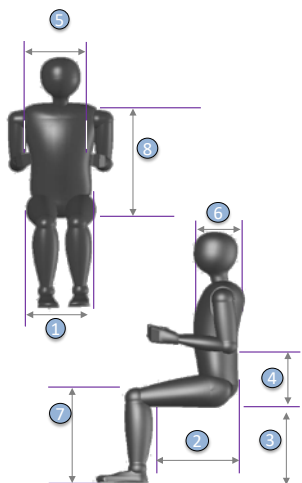
Standard Base Configuration

\$14,030

- Manually Propelled Wheelchair with Power Standing System
- Maximum Client Weight: 265 lbs.
- Powered Actuator with Gas Strut Assist to Stand
- Tension Adjustable Seat & Back Upholstery
- Fold Down Backrest, Height Adjustable 12.5"-16"
- Rear Wheel - 24" high pressure pneumatic, hub black, 18 spoke
- silver, w/aluminum hand rim
- Front caster - solid rubber, composite wheel
- Standard colors: black, blue, platinum, red or yellow
- 1 Piece Footplate - Fixed
- 0 Degree Rear Wheel Camber
- Standard Push to Lock Brakes
- Side Guards



- Weight: _____
- Height: _____
- Hip Width: ①
- Upper Leg Length: ②
- Lower Leg Length: ③
- Seat to Elbow: ④
- Chest Width: ⑤
- Chest Depth: ⑥
- Floor to top of knee: ⑦
- Seat to Top of Shoulder: ⑧



① **Hip width > Seat width**

Hip width: _____
 Seat width: _____

35 cm	13.75"	E1235	•
38 cm	15"		•
40 cm	15.75"		•
42 cm	16.5"		•
45 cm	17.75"		•
48 cm	19"		•
50 cm	19.75"		•

\$ 1,035

② **Upper leg length/Seat depth (upholstery)**

With proper seat depth, the ball of the knee should be vertically aligned with the Knee Block Mounting Post

The seat depth of the upholstery is approximately 1.5" to 2" from the back of the knee

Upper leg length: _____

Seat depth (upholstery): _____

Holes showing at rear of seat rail

29.0 cm	11.5"	0	•
31.2 cm	12"	1	•
33.4 cm	13"	2	•
35.6 cm	14"	3	•
37.8 cm	15"	4	•
40.0 cm	16"	5	•
43.0 cm	17"	0	•
45.2 cm	18"	1	•
47.4 cm	18.5"	2	•
49.6 cm	19.5"	3	•
51.8 cm	20"	4	•
54.0 cm	21"	5	•

There are two ranges seat of depth adjustment for the LAE (S-M & L-XL)
 Depth adjustment is made utilizing the telescoping upper and lower seat rails

③ **Lower leg length/Seat to footplate**

The *Lower leg length* determines the *Seat to footplate* setting, possible wheel/caster combinations and front seat heights.

Please take the cushion into consideration when choosing the *Seat to footplate* setting.

Lower leg length: _____

Seat Height Front:	19"	20"	21"	22.5"	Rear seat height is approximately 1.5" lower than front
Rear Wheel	22"	24"	24"	26"	
Seat to footplate:	5" caster	5" caster	5" caster	6" caster	
14"					
15"					
15.75"					
16.5"					
17.25"					
18"					
19"					
19.75"					
20.5"					
21.25"					


Mandatory with 19" seat height
 Tire - 22" x 1" rear wheel- hub black, spoke silver with 5" front caster

Mandatory with 22.5" seat height
 Tire - 26" x 1" rear wheel- hub black, spoke silver with 6" front caster

NONE

Pair \$ -

Pair \$ 351



Armrest

Armrest - Angle adjustable

Arm height

Note: Please consider cushion thickness when choosing the arm height

Seat to elbow:

5.5" min

Set to:

8.75" max

- ① Armrest - long (15" from backpost), round with foam pad
- ② Armrest - short (13" from backpost), round with foam pad
- ③ Armrest - long 2.4" wide polyurethane pad
- ④ Armrest - short 2.4" wide polyurethane pad
- ⑤ Armrest - Chest support, with bend
Flip up and rotate out, with round tube and foam pad only

⑤ Choose "D" dimension:

<input type="checkbox"/>	10.5"
<input type="checkbox"/>	12.5"
<input type="checkbox"/>	14.5"

NONE

Option		\$107
Std.		•
Option		\$366
Option		\$251
Option		\$753

- ⑥ Standing control
- Switch in arm - left
- Switch in arm - right
- Pendant hand control

Option	
Option	
Std.	

Batteries


Standard Battery Box

K0108		\$172
K0108		\$730

Lithium (Wheelchair is approximately 6 lbs. lighter- Not for use with client weight 185 lbs or higher in combination with 19" or 19.75" wide chairs or in combination with seat depths 19.5"; 20" or 21")

Frame color

All color choices marked with • are no charge



Black
Blue
Wine Red
Red
Yellow

<input type="checkbox"/>		•
<input type="checkbox"/>		•
<input type="checkbox"/>		•
<input type="checkbox"/>		•



Blue metallic
Basalt Grey
Red metallic
Silver metallic
Orange reflex
Lemon reflex
Silver reflex
White Aluminum
Traffic White
Other RAL

Option		595
Option		•
Option		595
Option		595
Option		695
Option		695
Option		695
Option		795
Option		•
Option		795

Backrest

Backrest - height adjustable canes with tension adjustable sling and cushion

Upholstery height:
12.25"
13.00"
13.75"
14.5"
15.5"
16"

<input type="checkbox"/>		•
<input type="checkbox"/>		•
<input type="checkbox"/>		•
<input type="checkbox"/>		•
<input type="checkbox"/>		•
<input type="checkbox"/>		•

Back - V-Trak "Dynamic Stability" with internal adjustable straps & laterals (flexes to absorb energy, .25" padded/breathable uph.) (must order mounting hardware)

V-TRAK Axis with parallel sides

Parallel Sides with 2-3 inches of contour depth



Internal adjustable spine profiling straps



Internal adjustable lateral support

Width	For Seat Width		For Seat Widths		For Seat Widths	
	13.75" (M)		15" / 15.75" / 16.5" (L)		17.75" / 19" / 19.75" (XL)	
① Height 12"	\$695	E2620	\$695	E2620	\$750	E2620
② Height 15.75"	\$695	E2620	\$695	E2620	\$750	E2620
③ Height 21.5"	\$750	E2620	\$775	E2620	\$795	E2620

Note: The 21.5" high backrest can't be used on seat width of 13.75"




V-TRAK Axis Deep Contour (Lateral crest is always 22cm from bottom)

Deep contour with 5-7 Inches of contour depth



Internal adjustable spine profiling straps



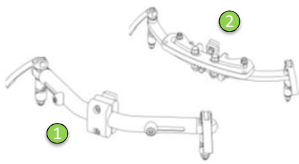
Internal adjustable lateral support - Lateral adjustment for front of backrest



Width	For Seat Width		For Seat Widths		For Seat Width		For Seat Width	
	13.75" (M)		15" / 15.75" / 16.5" (L)		17.75" (XL)		19" / 19.75" (XXL)	
④ Height 12"	\$695	E2620	\$695	E2620	\$750	E2620	\$850	E2620
⑤ Height 15.75"	\$775	E2620	\$795	E2620	\$825	E2620	\$850	E2620
⑤ Height 21.5"	\$775	E2620	\$795	E2620	\$825	E2620	\$850	E2620

Note: The 21.5" high backrest can't be used on seat width of 13.75"





V-Trak Mounting Hardware - Adjustable

1	Lite - tube style	NONE	E1028	\$ 292
2	Original - flat style <i>(recommended for chair back widths over 19")</i>		E1028	\$ 292

Backrest options




3	Standard Backrest - 6" tube extension for sling back <i>(for raising back height 17" to 22")</i>	NONE	K0108	\$ 369
	V-Trak backrest - 8" extension		K0108	\$ 543

Backrest angle

85°			•
90°			•
95°			•

Seat Cushion - memory foam with cover



Seat width ▶	13.75"	15"	15.75"	16.5"	17.75"	19"		
Seat depth ▼	35 cm	36 cm	37 cm	38 cm	39 cm	40 cm	E2601	\$ 429

Matches seat depth unless otherwise specified

Additional Seat Cushion Cover

Standard	NONE	E2619	\$ 237
Incontinent		E2619	\$ 237

Supports



1	Knee support - Padded and reinforced		K0108	\$ 186
2	Rectangular knee wedge	NONE	2" x 4" K0108	\$ 38
			2.5" x 4" K0108	\$ 38
			3" x 4" K0108	\$ 38
			2" x 6" K0108	\$ 38
			3" x 6" K0108	\$ 38
3	Conical knee wedge		2" - 4" x 4" K0108	\$ 38
			3.5" - 4.5" x 4" K0108	\$ 38
			5" - 7" x 4" K0108	\$ 38
4	Knee support - Sport		K0108	\$ 319
5	Knee support - Polyurethane pad, rigid tube, swing away	Size S (4" - 4.75")	K0108	\$ 589
	Gelovations knee block pad mount with cover for swing away	Size M (5.5" - 6.25")	K0108	\$ 589
	Calf strap (see pict #1 below)	Gelovations - Pair	K0108	\$ 325
	Chest support belt		K0038	\$ 79
6	Additional Chest support - BodyPoint Neoprene- 4.5" wide - SP110L		E0960	\$ 130
			E0960	\$ 144
7	Shoe Holder	3.75" x 7.25" Small Right	K0108	\$ 230
		3.75" x 7.25" Small Left	K0108	\$ 230
		4.5" x 8" Large Right	K0108	\$ 252
		4.5" x 8" Large Left	K0108	\$ 252
	Hip Belt - Push Button		E0978	\$ 129

Footrest




1	One piece footplate, fixed		Std.	•
2	Two-piece footplate, flip-up		K0108	\$ 308
3	One piece footplate, flip-up (back) <i>(not available with footrest height adapter)</i>		K0040	\$ 237
2	Footplate height adapter <i>(available only with one piece footplate, fixed) (footplate will be 1" narrower than normal)</i>	For seat widths 15", 17.75" & 19"	K0108	\$ 75
		For seat widths 15.75" & 16.5"	K0108	\$ 243
4	Easy transfer footplate <i>(extended "L" brackets bring footplate closer to the floor)</i>	Footplate Depth 8"	K0040	\$ 419
		Footplate Depth 10.25"	K0040	\$ 419
	Detachable legrest/downposts		K0108	\$ 161
	Non-slip footplate surface		K0108	\$ 139

Footplate angle

80°	K0040	\$	99
90°	K0040	\$	99
100°	K0040	\$	99


Wheel options



Rear Wheel	Wheel Type	Tire				Handrim				Spoke Color						
		1" Gray High Pressure Pneumatic	1" BLK Pneumatic Tires \$145	1" Black Spinerity Solid Poly \$192	1" BLK Marathon Solid Poly \$192	Steel \$132	Steel - embossed \$578	Aluminum Clear Anodized	Maxgrepp - Rubber Coated \$578	Maxgrepp - Ergo Para CP \$995	Natural Fit \$578	Natural Fit /Thumbguard \$995	Natural Fit SLT \$578	White	Red	Black
22"	Standard 18 Spoke - 22", hub black, spoke silver															
	Spinerity 12 Spoke - 22", hub silver \$925															
	Spinerity 18 Spoke - 22", hub silver \$697															
24"	Standard 18 spoke - 24", hub black, spoke silver															
	Spinerity 12 Spoke - 24", hub silver \$925															
	Spinerity 18 Spoke - 24", hub silver \$697															
26"	Standard 18 spoke - 26", hub black, spoke silver															
	Spinerity 12 Spoke - 26", hub silver \$925															
	Spinerity 18 Spoke - 26", hub silver \$697															

4	Camber	0°	3°	6°	K0108	\$	296
5	Frog Legs-Black Carbon Fiber Forks & Casters				Pair K0108	\$	525

Accessories



1	Tray table	E0950	\$	305
	Tray table - Hardware	E1028	\$	316
1	Push handles	Pair K0108	\$	189
2	Push handles - 2.75" extension	Pair K0108	\$	365
3	Push handles - detachable, height adjustable 1" - 6"	Pair K0108	\$	378
4	Anti Tips - traditional	Pair E0971	\$	164
5	Tip Aid - attendant	Pair K0108	\$	92
6	Anti Tips - swingaway with attendant tip aid XL Adapter*	Pair K0108	\$	486
		Pair K0108	\$	164
	<i>*Necessary with swing away anti-tips for seat depth positions- of 19.5", 20" & 21" when not using E-Fix or E-Motion wheels- Use of E-Fix or E-Motion wheels require Anti-tips provided by Alber</i>			
7	Push to Lock- Wheel lock extensions - 2.5"	Pair K0961	\$	162
	Spoke Guards- Transparent	Pair K0065	\$	201
8	Seat depth and footrest quick adjustment kit Includes 8 clamps with post and 4 threaded knobs	K0108	\$	139
	Frame reinforcement kit Necessary when e-fix or similar system is mounted Anti-tips - swingaway required	K0108	\$	313
9	Vehicle tie-down kit Fixed attachment points for chair transport Includes frame reinforcement kit Anti-tips - swing away required- Use of E-Fix or E-Motion wheels require Anti-tips provided by Alber	K0108	\$	1067

Mandatory if client is transported in vehicle. Chair required to be secured with the Q'Straint 5001-T2 or any restraint system certified by Q'Straint 5001-T2. Occupant must be secured using the Q'Straint Vehicle 3 point or any restraint system certified by ISO 10542/2 standards.

Remarks