



Dealer: _____ Contact: _____ Date: _____

Address/City/St/Zip: _____

Phone: _____ FAX: _____ Email: _____

Clinician: _____ Phone: _____ Email: _____

Client: _____ Disability: _____ Misc.: _____

LEVO USA
10400 Fountains Drive
Maple Grove, MN 55369
TOLL FREE: 888-538-6872
FAX: 763-582-0442
Orders to: amyj@levousa.com

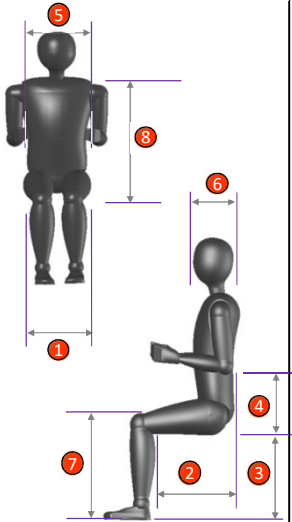
Standard Base Configuration: K0856 or K0861 \$9,715.00

- VR2 Joystick Control System
- Power Base: Overall Width 24.75", Overall Length 41.25" (incl. footplate)
- Drive Sitting or Standing (when standing option ordered)
- Patented Low Shear Seat/Backrest/Armrest System
- 2 Plus 2 Dual Drive Wheel Configuration
- Seat Pan: Width (12.5"-20.5") and Depth (13.75"-25") Adjustable
- Backrest: Center Mount and Angle Adjustable
- Armrest: Flip-Up, Height Adjustable (6.75"-10.25") with Polyurethane Armrest Pads (W3.25" x L12.75" x 1.25" thick)
- Seat Height: 18.9" or 21.5"
- Vehicle Tie Downs
- Shroud Colors: Black, Blue, Red, Yellow
- Dual Flip-Up Footplates W6.25" x L9.5" with non-slip surface
- Manual Adjustable Tilt: 2.5, 5, 7.5, 10 Degrees
- Maximum Client Weight 300 lbs.
- Rear Wheel 1.75" x 7.75" Solid Poly/Mid Wheel 3" x 14" Tire with Solid Insert/Front Wheel 2.5" x 8.5" Solid Poly
- Rear Anti-Tip wheel
- Joystick - standard post



Anatomical Dimensions

- Weight: _____
- Height: _____
- Hip Width: ①
- Upper Leg Length: ②
- Lower Leg Length: ③
- Seat to Elbow: ④
- Chest Width: ⑤
- Chest Depth: ⑥
- Floor to top of knee: ⑦
- Seat to Top of Shoulder: ⑧



① Hip width > Seat width

Hip width:

Seat width:

32cm 12.5"	<input type="checkbox"/>	Option
36cm 14"	<input type="checkbox"/>	Option
40cm 15.75"	<input type="checkbox"/>	Option
44cm 17.25"	<input type="checkbox"/>	Option
48cm 19"	<input type="checkbox"/>	Option
52cm 20.5"	<input type="checkbox"/>	Option

② Upper leg length > Seat depth

Note: The design of the C3 dictates that the seat depth setting matches the upper leg length.

Upper leg length:

Adjustable Seat depth - Set to:

38cm 15"	<input type="checkbox"/>	Option	48cm 19"	<input type="checkbox"/>	Option	58cm 22.75"	<input type="checkbox"/>	Option
40cm 15.75"	<input type="checkbox"/>	Option	50cm 19.75"	<input type="checkbox"/>	Option	60cm 23.5"	<input type="checkbox"/>	Option
42cm 16.5"	<input type="checkbox"/>	Option	52cm 20.5"	<input type="checkbox"/>	Option	62cm 24.5"	<input type="checkbox"/>	Option
44cm 17.25"	<input type="checkbox"/>	Option	54cm 21.25"	<input type="checkbox"/>	Option	64cm 25.25"	<input type="checkbox"/>	Option
46cm 18"	<input type="checkbox"/>	Option	56cm 22"	<input type="checkbox"/>	Option	66cm 26"	<input type="checkbox"/>	Option

③ Lower leg length > Seat to footplate

Note: Please consider cushion thickness when choosing the seat to footplate setting

Lower leg length: Left Right

Seat to footplate:

Left Set to: 9.5" 17.5"

Right Set to: 9.5" 17.5"

Seat height

To accommodate lower leg lengths of 17.75" to 19.75", the C3 is available with a 2.5" higher seat height. The seat height is not adjustable so please check the box accordingly.

18.9" \$ -

21.5" \$ 195

④ Seat to elbow > Arm height

Note: Please consider cushion thickness when choosing the arm height

Seat surface to elbow:

6.75" min Set to: 10.75" max

User weight

The maximum user weight is 300 lbs..
The weight of the user determines the force of the lifting springs.

User weight:
lbs.

Joystick & Control System



1	VR2 control system: - Std. control system - 90 A Power module - Max. 2 actuators - Controls lights - Programmable	Std.		•
2	R-Net control system - CJSM (requires expandable controller and harness) - Color LCD Joystick module - 120 A Power module - Max. 6 actuators, multiple axes - Controls lights - Fully programmable, multiple profiles - Expandable			\$ 995
3	R-Net control system - CJSM2 (requires expandable controller and harness) - Same CJSM above plus the following - 3.5" VGA color display for improved recognition - Paddle switches for on/off, profile/mode and speed for increased function - Metal case for improved durability - Loudspeaker horn for improved audio recognition			\$ 1,295
	Expandable controller (required for Alternate Control)	E2377		\$ 664
	Expandable controller - Harness	E2313		\$ 589
		NONE		
4	LEVO USB Dual Port - Requires R-net control system - 1 Amp and 2.1 Amp ports - Plug and Play into R-Net Bus Connector	Mount - Right Mount - Left	K0108	\$ 229

Joystick Mounting Options



1	Mount - Standard	Std.		•
	Mount - Swing away retractable	E1028		\$ 355
		Mount Joystick - Right		
		Mount Joystick - Left		
2	Joystick protection guard	K0108		\$ 229

Joystick Handle



Joystick handle type	Standard			
	T-bar	E2323		\$ 107
	Stick	E2323		\$ 107
	Softball	E2323		\$ 107
	Mushroom	E2323		\$ 107
	Chin	E2323		\$ 107
	Ball	E2323		\$ 107

Attendant Controls (for other "Alternate Controls", please see our separate order form)



Attendant control with hardware - VR2	E2331		\$ 891
	NONE		
Attendant control with hardware - R-Net	E2331		\$ 1,303
R-Net connector block (necessary for attendant and alternate controls)	K0108		\$ 329

Speed

6 mph	Std.		•
-------	------	--	---

Batteries

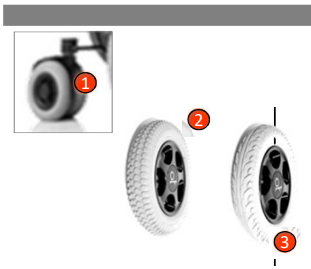
Group 22 - Sealed - 55 Ah	E2361		\$ 660
Group 24 - Sealed - 72 Ah (Not for use with the EZ Lock System)	E2363		\$ 850

Shroud Color Options




Black			•
Blue			•
Red			•
Yellow			•
Blue metallic	Option		\$ 595
Green metallic	Option		\$ 595
Red metallic	Option		\$ 595
Silver metallic	Option		\$ 595
Lemon reflex	Option		\$ 695
Orange reflex	Option		\$ 695
Silver reflex	Option		\$ 695
Custom RAL	Option		\$ 895

RAL #:



Wheel Options

1	Rear Dual: 1.75" x 7" tire "V" profile with solid insert	Option <input type="checkbox"/>	\$ 350
	Rear Single: 1.75" x 7.75" Notched with solid insert	<input type="checkbox"/>	•
	1.75" x 7.75" Smooth with solid insert	<input type="checkbox"/>	•
	1.75" x 7.75" "V" profile with solid insert	<input type="checkbox"/>	•
2	Mid:	<input type="checkbox"/>	•
3	Drive Wheel - 3" x 14" Notched with solid insert	<input type="checkbox"/>	•
	Drive Wheel - 3" x 14" "V" profile with solid insert	<input type="checkbox"/>	•
	Black Tubes, Tires & Casters Upgrade	<input type="checkbox"/>	\$ 495



Lights

Light kit - front and rear with turn signal	K0108 <input type="checkbox"/>	\$ 1,156
---	--------------------------------	----------




Seating

Power Seat Functions

Power standing system	E2301 <input checked="" type="checkbox"/>	\$ 17,795
Bodypoint chest support belt (mandatory with standing)	E0960 <input checked="" type="checkbox"/>	\$ 292
Knee support (mandatory with standing, see "Knee Support" page 5)		
Stand and drive legrest Assembly	K0108 <input checked="" type="checkbox"/>	\$ 2,295
Power tilt (requires multiple seat function electronic kit)	E1002 <input type="checkbox"/>	\$ 5,772
Power recline (requires multiple seat function electronic kit)	E1004 <input type="checkbox"/>	\$ 4,500
Power tilt & recline (requires multiple seat function electronic kit)	E1007 <input type="checkbox"/>	\$ 12,490
Power elevating legrests	E1012 <input type="checkbox"/>	\$ 3,756
Multiple seat function electronic kit	E2311 <input type="checkbox"/>	\$ 3,291


Backrest - center mount

Backrest - V-Trak "Dynamic Stability" with internal adjustable straps and adjustable laterals (Flexes to absorb energy, .25" padded/breathable upholstery)
(must order mounting hardware)



V-TRAK Axis with parallel sides

Parallel Sides with 2-3 inches of contour depth



Internal adjustable spine profiling straps



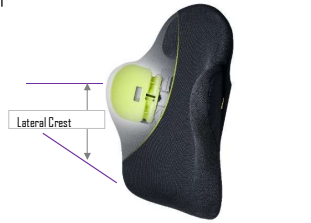
Internal adjustable lateral support



E2620	For Back Width 12.5" / 14"	For Back Widths 15.75" / 17.25"	For Back Widths 19" / 20.5"
1 Height 12"	\$695	\$695	\$750
2 Height 15.75"	\$695	\$695	\$750
3 Height 21.5"	\$750	\$775	\$795

NONE

Note: The 21.5" high backrest can't be used on seat widths of 12.5" or 14"



V-TRAK Axis Deep Contour (Lateral crest is always 22cm from bottom)

Deep contour with 5-7 inches of contour depth



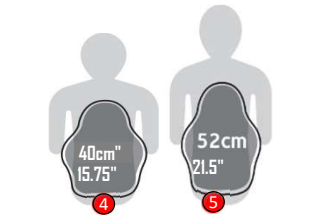
Internal adjustable spine profiling straps Internal adjustable lateral support - Lateral adjustment for front of backrest



E2620	For Back Width 12.5" / 14"	For Back Widths 15.75"	For Back Width 17.25"	For Back Widths 19" / 20.5"
4 Height 12"	\$695	\$695	\$750	\$850
5 Height 15.75"	\$775	\$795	\$825	\$850
5 Height 21.5"	\$775	\$795	\$825	\$850

Note: The 21.5" high backrest can't be used on seat widths of 12.5" or 14"

NONE



6 Backrest - Motion Concepts (Proprietary Levo design) (must order mounting hardware)

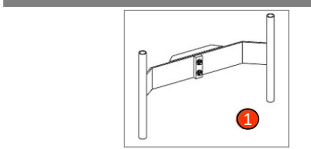
Width	12"	13"	14"	16"	17"	18"	19"	20"	NONE
Height									
Height 14"									\$ 724
Height 16"									\$ 824
Height 20"									\$ 824

7 Mounting Hardware


Motion Concepts adjustable mounting hardware	E1028 <input type="checkbox"/>	\$ 292
--	--------------------------------	--------

Backrest options

Dual tube conversion bracket with adjustable mounting hardware (For 3rd party backrest systems)	E1028 <input type="checkbox"/>	\$ 283
---	--------------------------------	--------



Seat Cushion - memory foam with cover



Seat width ▶	32cm	36cm	40cm	44cm	48cm	52cm
Seat depth ▼	12.5"	14"	15.75"	17.25"	19"	20.5"
38-40cm 15- 15.75"						
42-44cm 16.5- 17.25"						
46-52cm 18- 20.5"						
54-58cm 21.25- 22.75"						
60-66cm 23.5- 26"						

NONE			
E2601		\$	397
E2601		\$	397
E2601		\$	397
E2601		\$	397
E2601		\$	397

Additional Seat Cushion Cover

Standard	NONE	E2619	\$	219
Incontinent		E2619	\$	219

Headrest - V-Trak (must order mounting hardware)



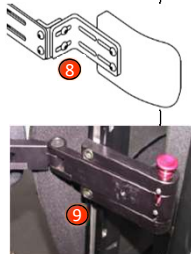
Head support		NONE					
①	Winged	4" deep	9.5" wide	4.5" high	E0955	\$	189
	Winged L	5" deep	11.5" wide	6" high	E0955	\$	199
②	Crecent	5" deep	11" wide	7" high	E0955	\$	275
③	Cradle (sub occipital pad)	6" deep	8.25" wide	6.5" high	E0955	\$	265
Mounting Hardware		NONE					
④	V-Trak headrest mount - Adjustable				E1028	\$	199
⑤	V-Trak headrest mount - ball mount adjustable				E1028	\$	259
⑥	V-Trak headrest mount - Ball mount quick release adjustable				E1028	\$	289

Headrest - Motion Concepts (must order mounting hardware)




⑦	Headrest	NONE	6" wide	3" high	E0955	\$	332
			8" wide	6" high	E0955	\$	332
			10" wide	6" high	E0955	\$	332
	Headrest mounting hardware - adjustable				E1028	\$	240

Lateral Thoracic Support - Motion Concepts (must order mounting hardware)



⑧	MC lateral support (cane mount), pad and cover	Right	Small	3.5"x5.25"	E0956	\$	136
		Left	Small	3.5"x5.25"	E0956	\$	136
		Right	Medium	3.75"x5.75"	E0956	\$	136
		Left	Medium	3.75"x5.75"	E0956	\$	136
		Right	Large	4.25"x6.5"	E0956	\$	136
		Left	Large	4.25"x6.5"	E0956	\$	136
	MC mounting hardware - adjustable	Right			E1028	\$	154
		Left			E1028	\$	154
⑨	MC mounting hardware - adjustable/swing away	Right			E1028	\$	222
		Left			E1028	\$	222

Knee Support Options (mandatory with standing)



①	Knee support "Pro" - center mount	Pads adjustable	H3.5"xD2.75"	NONE			
	(Not for use with Power elevating legrests- Choose either the Swing away or Padded & reinforced knee support option)	Pad 4"- 4.75"	Pair	K0108	\$	645	
		Pad 5.5"- 6.25"	Pair	K0108	\$	645	
②	Knee support hardware - adjustable	Requires one	Each	E1028	\$	250	
②	Gelovations - Gel pad with cover (for Pro and Swing away supports)	Gelovations >	Pair	K0108	\$	325	
③	Knee support - Swing away	NONE					
		Right	Pad 4"- 4.75"	Each	K0108	\$	320
			Pad 5.5"- 6.25"	Each	K0108	\$	320
	Knee support hardware - adjustable			Each	E1028	\$	295
		NONE					
		Left	Pad 4"- 4.75"	Each	K0108	\$	320
			Pad 5.5"- 6.25"	Each	K0108	\$	320
	Knee support hardware - adjustable			Each	E1028	\$	295
④	Knee support - Padded and reinforced			K0108	\$	172	
⑤	Rectangular knee wedge		2" x 4"	K0108	\$	35	
			2.5" x 4"	K0108	\$	35	
			3" x 4"	K0108	\$	35	
			2" x 6"	K0108	\$	35	
		NONE	3" x 6"	K0108	\$	35	
⑥	Conical knee wedge		2"- 4" x 4"	K0108	\$	35	
			3.5"- 4.5" x 4"	K0108	\$	35	
			5"- 7" x 4"	K0108	\$	35	

Footplates

Footplate - angle adjustable	Right	80°	K0040	\$	46
		90°	K0040	\$	46
		100°	K0040	\$	46
	Left	80°	K0040	\$	46
		90°	K0040	\$	46
		100°	K0040	\$	46

Accessories



① Sideguards		Right	<input type="text" value="K0108"/>	\$	249
		Left	<input type="text" value="K0108"/>	\$	249

Mounting hardware - adjustable

Right	<input type="text" value="E1028"/>	\$	159
Left	<input type="text" value="E1028"/>	\$	159

Lateral Thigh Support - Stealth

Lateral thigh support pads with fixed hardware		Right	(L8" x H4")	<input type="text" value="E0956"/>	\$	129
	NONE	Right	(L10" x H4")	<input type="text" value="E0956"/>	\$	129
		Right	(L12" x H4")	<input type="text" value="E0956"/>	\$	129



②

	NONE	Left	(L8" x H4")	<input type="text" value="E0956"/>	\$	129
		Left	(L10" x H4")	<input type="text" value="E0956"/>	\$	129
		Left	(L12" x H4")	<input type="text" value="E0956"/>	\$	129

Hardware - Adjustable/Swing Away		Right	<input type="text" value="E1028"/>	\$	219
Hardware - Adjustable/Swing Away		Left	<input type="text" value="E1028"/>	\$	219



③

② Hip Belt - Airplane pull		<input type="text" value="K0978"/>	\$	119
----------------------------	--	------------------------------------	----	-----

③ Chest support - padded roll bar		<input type="text" value="K0108"/>	\$	695
-----------------------------------	--	------------------------------------	----	-----



④

Chest support mounting hardware - removeable/adjustable		<input type="text" value="E1028"/>	\$	159
---	--	------------------------------------	----	-----

Additional Chest support - BodyPoint Universal Neoprene- 4.5" wide - SP110L		<input type="text" value="E0960"/>	\$	195
---	--	------------------------------------	----	-----

⑤ Shoe holder	3.75" x 7.25"	Small	Right	<input type="text" value="K0108"/>	\$	213
	3.75" x 7.25"	Small	Left	<input type="text" value="K0108"/>	\$	213
	4.5" x 8"	Large	Right	<input type="text" value="K0108"/>	\$	233
	4.5" x 8"	Large	Left	<input type="text" value="K0108"/>	\$	233



⑤



⑥

⑥ Push handle bar		<input type="text" value="K0108"/>	\$	297
-------------------	--	------------------------------------	----	-----

⑦ Rear view mirror		Right	<input type="text" value="K0108"/>	\$	98
		Left	<input type="text" value="K0108"/>	\$	98



⑦

⑧ Tray table - swing away (mounted opposite joystick)		<input type="text" value="E0950"/>	\$	282
	Tray table - swing away hardware	<input type="text" value="E1028"/>	\$	293



⑧

EZ Lock docking system

*Note: The EZ Lock docking system is ordered direct from EZ Lock and installed by the dealer.
Note that Group 22 batteries are necessary for correct installation.
Levo is not responsible for any damage to the chair by the installation.*

Remarks

*Pricing, features, options and accessories are subject to change without prior notice.
The HCPC coding shown are recommendations only.*