



Dealer: _____ Contact: _____ Date: _____

Address/City/St/Zip: _____

Phone: _____ FAX: _____ Email: _____

Clinician: _____ Phone: _____ Email: _____

Client: _____ Disability: _____ Misc.: _____

LEVO USA
 10400 Fountains Drive
 Maple Grove, MN 55369
 TOLL FREE: 888-538-6872
 FAX: 763-582-0442
 Orders to: sales@levousa.com

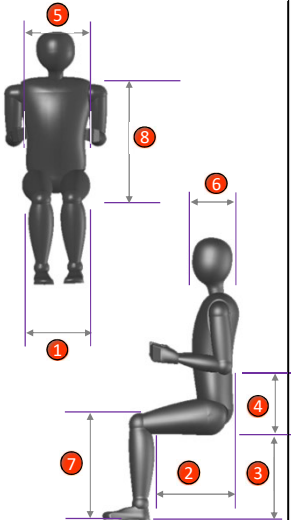
Standard Base Configuration: \$16,795 USD

- VR2 Joystick Control System
- Power Base: Overall Width 24.75", Overall Length 41.25" (incl. footplate)
- Drive Sitting or Standing (when standing option ordered)
- Patented Low Shear Seat/Backrest/Armrest System
- 2 Plus 2 Dual Drive Wheel Configuration
- Seat Pan: Width (12.5"-20.5") and Depth (13.75"-25") Adjustable
- Backrest: Center Mount and Angle Adjustable
- Armrest: Flip-Up, Height Adjustable (6.75"-10.25") with Polyurethane Armrest Pads (W3.25" x L12.75" x 1.25" thick)
- Seat Height: 18.9" or 21.5"
- Vehicle Tie Downs
- Shroud Colors: Black, Blue, Red, Yellow
- Dual Flip-Up Footplates W6.25" x L9.5" with non-slip surface
- Manual Adjustable Tilt: 2.5, 5, 7.5, 10 Degrees
- Maximum Client Weight 300 lbs.
- Rear Wheel 1.75" x 7.75" Solid Poly/Mid Wheel 3" x 14" Tire with Solid Insert/Front Wheel 2.5" x 8.5" Solid Poly
- Rear Anti-Tip wheel
- Joystick - standard post



Anatomical Dimensions

- Weight: _____
- Height: _____
- Hip Width: ①
- Upper Leg Length: ②
- Lower Leg Length: ③
- Seat to Elbow: ④
- Chest Width: ⑤
- Chest Depth: ⑥
- Floor to top of knee: ⑦
- Seat to Top of Shoulder: ⑧



① Hip width > Seat width

Hip width:

← **①**

Seat width:

32cm 12.5"	<input type="checkbox"/>	Option
36cm 14"	<input type="checkbox"/>	Option
40cm 15.75"	<input type="checkbox"/>	Option
44cm 17.25"	<input type="checkbox"/>	Option
48cm 19"	<input type="checkbox"/>	Option
52cm 20.5"	<input type="checkbox"/>	Option

② Upper leg length > Seat depth

Note: The design of the C3 dictates that the seat depth setting matches the upper leg length. **Upper leg length:**

②

Adjustable Seat depth - Set to:

38cm 15"	<input type="checkbox"/>	Option	48cm 19"	<input type="checkbox"/>	Option	58cm 22.75"	<input type="checkbox"/>	Option
40cm 15.75"	<input type="checkbox"/>	Option	50cm 19.75"	<input type="checkbox"/>	Option	60cm 23.5"	<input type="checkbox"/>	Option
42cm 16.5"	<input type="checkbox"/>	Option	52cm 20.5"	<input type="checkbox"/>	Option	62cm 24.5"	<input type="checkbox"/>	Option
44cm 17.25"	<input type="checkbox"/>	Option	54cm 21.25"	<input type="checkbox"/>	Option	64cm 25.25"	<input type="checkbox"/>	Option
46cm 18"	<input type="checkbox"/>	Option	56cm 22"	<input type="checkbox"/>	Option	66cm 26"	<input type="checkbox"/>	Option

③ Lower leg length > Seat to footplate

Note: Please consider cushion thickness when choosing the seat to footplate setting

③

Lower leg length:

Left	Right
<input type="text"/>	<input type="text"/>

Left Set to: 9.5" 17.5"

Right Set to: 9.5" 17.5"

Seat to footplate

Seat height

To accommodate lower leg lengths of 17.75" to 19.75", the C3 is available with a 2.5" higher seat height. The seat height is not adjustable so please check the box accordingly.

18.9"	<input type="checkbox"/>	\$ -
21.5"	<input type="checkbox"/>	\$ 211

④ Seat to elbow > Arm height

Note: Please consider cushion thickness when choosing the arm height

④ **Seat surface to elbow:**

6.75" min Set to: 10.75" max

User weight

The maximum user weight is 300 lbs..
The weight of the user determines the force of the lifting springs.

User weight:
lbs.

Joystick & Control System



① VR2 control system: - Std. control system - 90 A Power module - Max. 2 actuators - Controls lights - Programmable	Std.	\$	954
② R-Net control system - CJSM (requires expandable controller and harness) - Color LCD Joystick module - 120 A Power module - Max. 6 actuators, multiple axes - Controls lights - Fully programmable, multiple profiles - Expandable	WEX1	\$	1,295
③ R-Net control system - CJSM2 (requires expandable controller and harness) - Same CJSM above plus the following - 3.5" VGA color display for improved recognition - Paddle switches for on/off, profile/mode and speed for increased function - Metal case for improved durability - Loudspeaker horn for improved audio recognition	WEX1	\$	1,395
Expandable controller (required for Alternate Control)		\$	583
Expandable controller - Harness		\$	509
④ LEVO USB Dual Port - Requires R-net control system - 1 Amp and 2.1 Amp ports - Plug and Play into R-Net Bus Connector	NONE		
Mount - Right		\$	247
Mount - Left		\$	247

Joystick Mounting Options



① Mount - Standard	Std.		•
Mount - Swing away retractable	WEPM	\$	343
② Joystick protection guard		\$	247

Joystick Handle



Joystick handle type	Standard		
	T-bar	\$	116
	Stick	\$	116
	Softball	\$	116
	Mushroom	\$	116
	Chin	\$	116
	Ball	\$	116

Attendant Controls (for other "Alternate Controls", please see our separate order form)



Attendant control with hardware - VR2		\$	891
	NONE		
Attendant control with hardware - R-Net		\$	1,181
R-Net connector block (necessary for attendant and alternate controls)		\$	329

Speed

6 mph	Std.	•
-------	------	---

Batteries

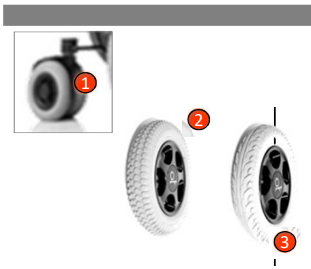
Group 22 - Sealed - 55 Ah		\$	713
Group 24 - Sealed - 72 Ah (Not for use with the EZ Lock System)		\$	821

Shroud Color Options




Black		•	
Blue		•	
Red		•	
Yellow		•	
Blue metallic	Option	\$	595
Green metallic	Option	\$	595
Red metallic	Option	\$	595
Silver metallic	Option	\$	595
Lemon reflex	Option	\$	695
Orange reflex	Option	\$	695
Silver reflex	Option	\$	695
Custom RAL	Option	\$	895

RAL #:



Wheel Options

1	Rear Dual: 1.75" x 7" tire "V" profile with solid insert	Option	\$ 378
	Rear Single: 1.75" x 7.75" Notched with solid insert 1.75" x 7.75" Smooth with solid insert 1.75" x 7.75" "V" profile with solid insert		•
2	Mid:		•
3	Drive Wheel - 3" x 14" Notched with solid insert Drive Wheel - 3" x 14" "V" profile with solid insert		•



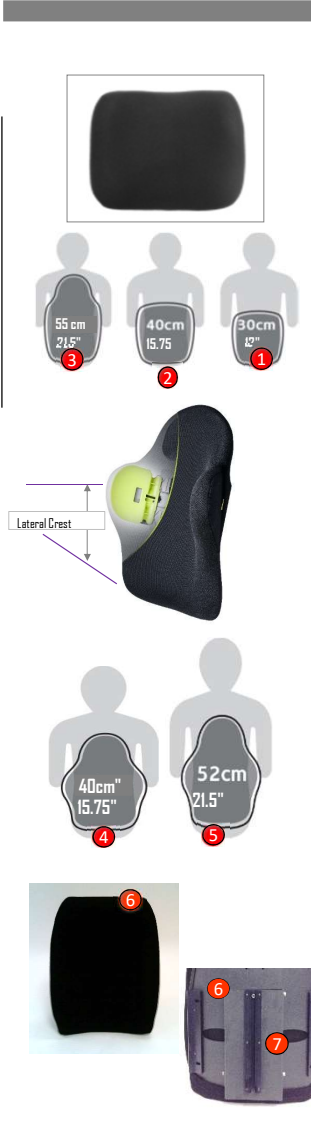
Lights

	Light kit - front and rear with turn signal		\$ 1,248
--	---	--	----------



Power Seat Functions

	Power standing system		\$ 8,625
	Bodypoint chest support belt (mandatory with standing)	X	\$ 186
	Knee support (mandatory with standing, see "Knee Support" page 5)	X	
	Stand and drive legrest Assembly	X	\$ 1,998
	Power tilt (requires multiple seat function electronic kit)	WP0001151	\$ 5,772
	Power recline (requires multiple seat function electronic kit)		\$ 4,500
	Power tilt & recline (requires multiple seat function electronic kit)		\$ 10,872
	Power elevating legrests		\$ 3,756
	Multiple seat function electronic kit		\$ 3,291



Backrest - center mount

Backrest - V-Trak "Dynamic Stability" with internal adjustable straps and adjustable laterals (Flexes to absorb energy, .25" padded/breathable upholstery)
(must order mounting hardware)

V-TRAK Axis with parallel sides

Parallel Sides with 2-3 inches of contour depth

Internal adjustable spine profiling straps

Internal adjustable lateral support

E2620	For Back Width 12.5" / 14"	For Back Widths 15.75" / 17.25"	For Back Widths 19" / 20.5"
1	Height 12"	\$695	\$750
2	Height 15.75"	\$695	\$750
3	Height 21.5"	\$750	\$795

Note: The 21.5" high backrest can't be used on seat widths of 12.5" or 14"

V-TRAK Axis Deep Contour (Lateral crest is always 22cm from bottom)

Deep contour with 5-7 inches of contour depth

Internal adjustable spine profiling straps Internal adjustable lateral support - Lateral adjustment for front of backrest

E2620	For Back Width 12.5" / 14"	For Back Widths 15.75"	For Back Width 17.25"	For Back Widths 19" / 20.5"
4	Height 12"	\$695	\$750	\$850
5	Height 15.75"	\$775	\$825	\$850
5	Height 21.5"	\$775	\$825	\$850

Note: The 21.5" high backrest can't be used on seat widths of 12.5" or 14"

6 Backrest - Motion Concepts (Proprietary Levo design) (must order mounting hardware)

Width	12"	13"	14"	16"	17"	18"	19"	20"	NONE
Height 14"									\$ 724
Height 16"									\$ 824
Height 20"									\$ 824


7 Mounting Hardware

	Motion Concepts adjustable mounting hardware		\$ 292
--	--	--	--------

Backrest options

	Dual tube conversion bracket with adjustable mounting hardware (For 3rd party backrest systems)		\$ 283
--	---	--	--------

Seat Cushion - memory foam with cover



Seat width ▶	32cm	36cm	40cm	44cm	48cm	52cm
Seat depth ▼	12.5"	14"	15.75"	17.25"	19"	20.5"
38-40cm 15- 15.75"						
42-44cm 16.5- 17.25"						
46-52cm 18- 20.5"						
54-58cm 21.25- 22.75"						
60-66cm 23.5- 26"						

NONE

		\$	429
		\$	429
		\$	429
		\$	429
		\$	429

Additional Seat Cushion Cover

Standard
Incontinent

NONE

		\$	237
		\$	237

Headrest - V-Trak (must order mounting hardware)



Head support

NONE

①	Winged	4" deep	9.5" wide	4.5" high			\$	204
	Winged L	5" deep	11.5" wide	6" high			\$	215
②	Crecent	5" deep	11" wide	7" high	(requires Ball Mount hardware)		\$	297
③	Cradle (sub occipital pad)	6" deep	8.25" wide	6.5" high	(requires Ball Mount hardware)		\$	286

Mounting Hardware

NONE

④	V-Trak headrest mount - Adjustable						\$	215
⑤	V-Trak headrest mount - ball mount adjustable						\$	280
⑥	V-Trak headrest mount - Ball mount quick release adjustable						\$	312

Headrest - Motion Concepts (must order mounting hardware)

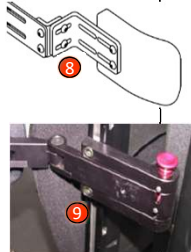


⑦	Headrest	NONE	6" wide	3" high			\$	359
			8" wide	6" high			\$	359
			10" wide	6" high			\$	359

Headrest mounting hardware - adjustable


		\$	259
--	--	----	-----

Lateral Thoracic Support - Motion Concepts (must order mounting hardware)



⑧	MC lateral support (cane mount), pad and cover	Right	Small 3.5"x5.25"			\$	147
		Left	Small 3.5"x5.25"			\$	147
		Right	Medium 3.75"x5.75"			\$	147
		Left	Medium 3.75"x5.75"			\$	147
		Right	Large 4.25"x6.5"			\$	147
		Left	Large 4.25"x6.5"			\$	147
	MC mounting hardware - adjustable	Right				\$	166
		Left				\$	166
⑨	MC mounting hardware - adjustable/swing away	Right				\$	240
		Left				\$	240

Knee Support Options (mandatory with standing)



①	Knee support "Pro" - center mount	Pads adjustable H3.5"xD2.75"	NONE			\$	697
	(Not for use with Power elevating legrests- Choose either the Swing away or Padded & reinforced knee support option)	Pad 4"- 4.75"	Pair			\$	697
		Pad 5.5"- 6.25"	Pair			\$	270
	Knee support hardware - adjustable	Requires one	Each			\$	325
②	Gelovations - Gel pad with cover (for Pro and Swing away supports)	Gelovations >	Pair			\$	325

③	Knee support - Swing away	NONE				\$	346
		Right	Pad 4"- 4.75"	Each		\$	346
			Pad 5.5"- 6.25"	Each		\$	295
	Knee support hardware - adjustable		Each			\$	295
		Left	Pad 4"- 4.75"	Each		\$	346
			Pad 5.5"- 6.25"	Each		\$	346
	Knee support hardware - adjustable		Each			\$	295

④	Knee support - Padded and reinforced					\$	186
⑤	Rectangular knee wedge		2" x 4"			\$	38
			2.5" x 4"			\$	38
			3" x 4"			\$	38
			2" x 6"			\$	38
			3" x 6"			\$	38
⑥	Conical knee wedge	NONE				\$	38
			2"- 4" x 4"			\$	38
			3.5"- 4.5" x 4"			\$	38
			5"- 7" x 4"			\$	38

Footplates

Footplate - angle adjustable

	Right		
	80°		
	90°		
	100°		
	Left		
	80°		
	90°		
	100°		

Accessories



① Sideguards			Right	<input type="text"/>	<input type="text"/>	\$	269
			Left	<input type="text"/>	<input type="text"/>	\$	269

Mounting hardware - adjustable

Right	<input type="text"/>	<input type="text"/>	\$	172
Left	<input type="text"/>	<input type="text"/>	\$	172

Lateral Thigh Support - Stealth

Lateral thigh support pads with fixed hardware	NONE	Right	(L8" x H4")	SEMCF703L	<input type="text"/>	\$	139
		Right	(L10" x H4")	SEMCF703L	<input type="text"/>	\$	139
		Right	(L12" x H4")	SEMCF703L	<input type="text"/>	\$	139
	NONE	Left	(L8" x H4")	SEMCF703L	<input type="text"/>	\$	139
		Left	(L10" x H4")	SEMCF703L	<input type="text"/>	\$	139
		Left	(L12" x H4")	SEMCF703L	<input type="text"/>	\$	139

Hardware - Adjustable/Swing Away
Hardware - Adjustable/Swing Away

Right	<input type="text"/>	<input type="text"/>	\$	237
Left	<input type="text"/>	<input type="text"/>	\$	237



② Hip Belt - Airplane pull	<input type="text"/>	<input type="text"/>	\$	129
----------------------------	----------------------	----------------------	----	-----



③ Chest support - padded roll bar	<input type="text"/>	<input type="text"/>	\$	751
-----------------------------------	----------------------	----------------------	----	-----

Chest support mounting hardware - removeable/adjustable

<input type="text"/>	<input type="text"/>	\$	172
----------------------	----------------------	----	-----

Additional Chest support - BodyPoint Universal Neoprene- 4.5" wide - SP110L	<input type="text"/>	<input type="text"/>	\$	144
---	----------------------	----------------------	----	-----



⑤ Shoe holder	3.75" x 7.25"	Small	Right	<input type="text"/>	<input type="text"/>	\$	230
	3.75" x 7.25"	Small	Left	<input type="text"/>	<input type="text"/>	\$	230
	4.5" x 8"	Large	Right	<input type="text"/>	<input type="text"/>	\$	252
	4.5" x 8"	Large	Left	<input type="text"/>	<input type="text"/>	\$	252



⑥ Push handle bar	<input type="text"/>	<input type="text"/>	\$	321
-------------------	----------------------	----------------------	----	-----



⑦ Rear view mirror	Right	<input type="text"/>	<input type="text"/>	\$	106
	Left	<input type="text"/>	<input type="text"/>	\$	106



⑧ Tray table - swing away (mounted opposite joystick)	SETND0010	<input type="text"/>	\$	305
	Tray table - swing away hardware	SETND0010	<input type="text"/>	\$



EZ Lock docking system

*Note: The EZ Lock docking system is ordered direct from EZ Lock and installed by the dealer.
Note that Group 22 batteries are necessary for correct installation.
Levo is not responsible for any damage to the chair by the installation.*

Remarks

*Pricing, features, options and accessories are subject to change without prior notice.
The HCPC coding shown are recommendations only.*