



Dealer: \_\_\_\_\_ Contact: \_\_\_\_\_ Date: \_\_\_\_\_

Address/City/St/Zip: \_\_\_\_\_

Phone: \_\_\_\_\_ FAX: \_\_\_\_\_ Email: \_\_\_\_\_

Clinician: \_\_\_\_\_ Phone: \_\_\_\_\_ Email: \_\_\_\_\_

Client: \_\_\_\_\_ Disability: \_\_\_\_\_ Misc.: \_\_\_\_\_

**LEVO USA**  
 10400 Fountains Drive  
 Maple Grove, MN 55369  
 TOLL FREE: 888-538-6872  
 FAX: 763-582-0442  
 Orders to: amyj@levousa.com

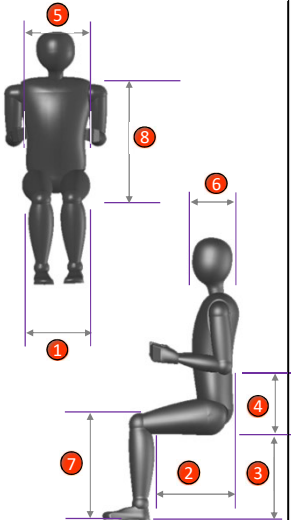
**Standard Base Configuration: \$17,795**

- VR2 Joystick Control System
- Power Base: Overall Width 24.75", Overall Length 41.25" (incl. footplate)
- Drive Sitting or Standing (when standing option ordered)
- Patented Low Shear Seat/Backrest/Armrest System
- 2 Plus 2 Dual Drive Wheel Configuration
- Seat Pan: Width (12.5"-20.5") and Depth (13.75"-25") Adjustable
- Backrest: Center Mount and Angle Adjustable
- Armrest: Flip-Up, Height Adjustable (6.75"-10.25") with Polyurethane Armrest Pads (W3.25" x L12.75" x 1.25" thick)
- Seat Height: 18.9" or 21.5"
- Vehicle Tie Downs
- Shroud Colors: Black, Blue, Red, Yellow
- Dual Flip-Up Footplates W6.25" x L9.5" with non-slip surface
- Manual Adjustable Tilt: 2.5, 5, 7.5, 10 Degrees
- Maximum Client Weight 300 lbs.
- Rear Wheel 1.75" x 7.75" Solid Poly/Mid Wheel 3" x 14" Tire with Solid Insert/Front Wheel 2.5" x 8.5" Solid Poly
- Rear Anti-Tip wheel
- Joystick - standard post



**Anatomical Dimensions**

- Weight: \_\_\_\_\_
- Height: \_\_\_\_\_
- Hip Width: ①
- Upper Leg Length: ②
- Lower Leg Length: ③
- Seat to Elbow: ④
- Chest Width: ⑤
- Chest Depth: ⑥
- Floor to top of knee: ⑦
- Seat to Top of Shoulder: ⑧



**① Hip width > Seat width**

Hip width:

Seat width:  Option

|             |        |
|-------------|--------|
| 32cm 12.5"  | Option |
| 36cm 14"    | Option |
| 40cm 15.75" | Option |
| 44cm 17.25" | Option |
| 48cm 19"    | Option |
| 52cm 20.5"  | Option |

**② Upper leg length > Seat depth**

Note: The design of the C3 dictates that the seat depth setting matches the upper leg length. Upper leg length:

Adjustable Seat depth - Set to:

|             |                          |        |             |                          |        |             |                          |        |
|-------------|--------------------------|--------|-------------|--------------------------|--------|-------------|--------------------------|--------|
| 38cm 15"    | <input type="checkbox"/> | Option | 48cm 19"    | <input type="checkbox"/> | Option | 58cm 22.75" | <input type="checkbox"/> | Option |
| 40cm 15.75" | <input type="checkbox"/> | Option | 50cm 19.75" | <input type="checkbox"/> | Option | 60cm 23.5"  | <input type="checkbox"/> | Option |
| 42cm 16.5"  | <input type="checkbox"/> | Option | 52cm 20.5"  | <input type="checkbox"/> | Option | 62cm 24.5"  | <input type="checkbox"/> | Option |
| 44cm 17.25" | <input type="checkbox"/> | Option | 54cm 21.25" | <input type="checkbox"/> | Option | 64cm 25.25" | <input type="checkbox"/> | Option |
| 46cm 18"    | <input type="checkbox"/> | Option | 56cm 22"    | <input type="checkbox"/> | Option | 66cm 26"    | <input type="checkbox"/> | Option |

**③ Lower leg length > Seat to footplate**

Note: Please consider cushion thickness when choosing the seat to footplate setting

Lower leg length:  Left  Right

Seat to footplate:

Left Set to:  9.5"  17.5"

Right Set to:  9.5"  17.5"

**Seat height**

To accommodate lower leg lengths of 17.75" to 19.75", the C3 is available with a 2.5" higher seat height. The seat height is not adjustable so please check the box accordingly.

18.9"  \$ -

21.5"  \$ 211

**④ Seat to elbow > Arm height**

Note: Please consider cushion thickness when choosing the arm height

Seat surface to elbow:

6.75" min  Set to:  10.75" max

**User weight**

The maximum user weight is 300 lbs..  
The weight of the user determines the force of the lifting springs.


User weight:  
lbs.

**Joystick & Control System**



|                                                                                    |                                                                                                                                                                                                                                                                       |                               |       |          |
|------------------------------------------------------------------------------------|-----------------------------------------------------------------------------------------------------------------------------------------------------------------------------------------------------------------------------------------------------------------------|-------------------------------|-------|----------|
| <b>1</b> VR2 control system:                                                       | - Std. control system<br>- 90 A Power module<br>- Max. 2 actuators<br>- Controls lights<br>- Programmable                                                                                                                                                             | Std.                          |       | •        |
| <b>2</b> R-Net control system - CJSM (requires expandable controller and harness)  | - Color LCD Joystick module<br>- 120 A Power module<br>- Max. 6 actuators, multiple axes<br>- Controls lights<br>- Fully programmable, multiple profiles<br>- Expandable                                                                                              |                               |       | \$ 1,030 |
| <b>3</b> R-Net control system - CJSM2 (requires expandable controller and harness) | - Same CJSM above plus the following<br>- 3.5" VGA color display for improved recognition<br>- Paddle switches for on/off, profile/mode and speed for increased function<br>- Metal case for improved durability<br>- Loudspeaker horn for improved audio recognition |                               |       | \$ 1,399 |
| Expandable controller (required for Alternate Control)                             |                                                                                                                                                                                                                                                                       | E2377                         |       | \$ 686   |
| Expandable controller - Harness                                                    |                                                                                                                                                                                                                                                                       | E2313                         |       | \$ 606   |
|                                                                                    |                                                                                                                                                                                                                                                                       | <b>NONE</b>                   |       |          |
| <b>4</b> LEVO USB Dual Port                                                        | - Requires R-net control system<br>- 1 Amp and 2.1 Amp ports<br>- Plug and Play into R-Net Bus Connector                                                                                                                                                              | Mount - Right<br>Mount - Left | K0108 | \$ 247   |

**Joystick Mounting Options**



|                                         |       |                        |        |
|-----------------------------------------|-------|------------------------|--------|
| <b>1</b> Mount - Standard               | Std.  |                        | •      |
| <b>2</b> Mount - Swing away retractable | E1028 |                        | \$ 343 |
|                                         |       | Mount Joystick - Right | •      |
|                                         |       | Mount Joystick - Left  | •      |
| <b>2</b> Joystick protection guard      | K0108 |                        | \$ 247 |

**Joystick Handle**



|                      |          |       |  |        |
|----------------------|----------|-------|--|--------|
| Joystick handle type | Standard |       |  |        |
|                      | T-bar    | E2323 |  | \$ 116 |
|                      | Stick    | E2323 |  | \$ 116 |
|                      | Softball | E2323 |  | \$ 116 |
|                      | Mushroom | E2323 |  | \$ 116 |
|                      | Chin     | E2323 |  | \$ 116 |
|                      | Ball     | E2323 |  | \$ 116 |

**Attendant Controls (for other "Alternate Controls", please see our separate order form)**



|                                                                        |       |  |          |
|------------------------------------------------------------------------|-------|--|----------|
| Attendant control with hardware - VR2                                  | E2331 |  | \$ 962   |
| <b>NONE</b>                                                            |       |  |          |
| Attendant control with hardware - R-Net                                | E2331 |  | \$ 1,303 |
| R-Net connector block (necessary for attendant and alternate controls) | K0108 |  | \$ 355   |

**Speed**

|       |      |  |   |
|-------|------|--|---|
| 6 mph | Std. |  | • |
|-------|------|--|---|

**Batteries**

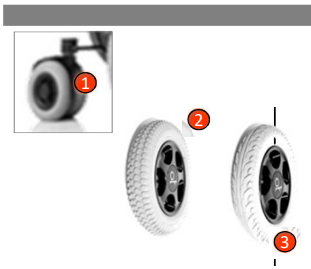
|                                                                 |       |  |        |
|-----------------------------------------------------------------|-------|--|--------|
| Group 22 - Sealed - 55 Ah                                       | E2361 |  | \$ 713 |
| Group 24 - Sealed - 72 Ah (Not for use with the EZ Lock System) | E2363 |  | \$ 821 |

**Shroud Color Options**




|                 |        |  |        |
|-----------------|--------|--|--------|
| Black           |        |  | •      |
| Blue            |        |  | •      |
| Red             |        |  | •      |
| Yellow          |        |  | •      |
| Blue metallic   | Option |  | \$ 595 |
| Green metallic  | Option |  | \$ 595 |
| Red metallic    | Option |  | \$ 595 |
| Silver metallic | Option |  | \$ 595 |
| Lemon reflex    | Option |  | \$ 695 |
| Orange reflex   | Option |  | \$ 695 |
| Silver reflex   | Option |  | \$ 695 |
| Custom RAL      | Option |  | \$ 895 |

RAL #:



**Wheel Options**

|   |                                                                                                                                               |                                 |        |
|---|-----------------------------------------------------------------------------------------------------------------------------------------------|---------------------------------|--------|
| 1 | Rear Dual: 1.75" x 7" tire "V" profile with solid insert                                                                                      | Option <input type="checkbox"/> | \$ 378 |
|   | Rear Single: 1.75" x 7.75" Notched with solid insert<br>1.75" x 7.75" Smooth with solid insert<br>1.75" x 7.75" "V" profile with solid insert | <input type="checkbox"/>        | •      |
|   |                                                                                                                                               | <input type="checkbox"/>        | •      |
| 2 | Mid:                                                                                                                                          | <input type="checkbox"/>        | •      |
| 3 | Drive Wheel - 3" x 14" Notched with solid insert<br>Drive Wheel - 3" x 14" "V" profile with solid insert                                      | <input type="checkbox"/>        | •      |
|   | Black Tubes, Tires & Casters Upgrade                                                                                                          |                                 | \$ 495 |



**Lights**


|                                             |                                |         |
|---------------------------------------------|--------------------------------|---------|
| Light kit - front and rear with turn signal | K0108 <input type="checkbox"/> | \$ 1248 |
|---------------------------------------------|--------------------------------|---------|



**Power Seat Functions**

|                                                                       |                                           |           |
|-----------------------------------------------------------------------|-------------------------------------------|-----------|
| Power standing system                                                 | E2301 <input checked="" type="checkbox"/> | \$ 9715   |
| Bodypoint chest support belt (mandatory with standing)                | E0960 <input checked="" type="checkbox"/> | \$ 186    |
| Knee support (mandatory with standing, see "Knee Support" page 5)     |                                           |           |
| Stand and drive legrest Assembly                                      | K0108 <input checked="" type="checkbox"/> | \$ 2,479  |
| Power tilt (requires multiple seat function electronic kit)           | E1002 <input type="checkbox"/>            | \$ 6234   |
| Power recline (requires multiple seat function electronic kit)        | E1004 <input type="checkbox"/>            | \$ 4,860  |
| Power tilt & recline (requires multiple seat function electronic kit) | E1007 <input type="checkbox"/>            | \$ 11,742 |
| Power elevating legrests                                              | E1012 <input type="checkbox"/>            | \$ 3,756  |
| Multiple seat function electronic kit                                 | E2311 <input type="checkbox"/>            | \$ 3385   |

**Backrest - center mount**



**Backrest - V-Trak "Dynamic Stability" with internal adjustable straps and adjustable laterals (Flexes to absorb energy, .25" padded/breathable upholstery)**  
(must order mounting hardware)

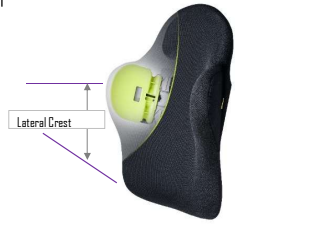
V-TRAK Axis with parallel sides

Parallel Sides with 2-3 inches of contour depth

Internal adjustable spine profiling straps      Internal adjustable lateral support

| E2620           | For Back Width<br>12.5" / 14" (M) | For Back Widths<br>15.75" / 17.25" (L) | For Back Widths<br>19" / 20.5" (XL) |
|-----------------|-----------------------------------|----------------------------------------|-------------------------------------|
| 1 Height 12"    | \$695                             | \$695                                  | \$750                               |
| 2 Height 15.75" | \$695                             | \$695                                  | \$750                               |
| 3 Height 21.5"  | \$750                             | \$775                                  | \$795                               |

**Note: The 21.5" high backrest can't be used on seat widths of 12.5" or 14"**



V-TRAK Axis Deep Contour (Lateral crest is always 22cm from bottom)

Deep contour with 5-7 inches of contour depth

Internal adjustable spine profiling straps      Internal adjustable lateral support - Lateral adjustment for front of backrest


| E2620           | For Back Width<br>12.5" / 14" (M) | For Back Widths<br>15.75" (L) | For Back Width<br>17.25" (XL) | For Back Widths<br>19" / 20.5" (XXL) |
|-----------------|-----------------------------------|-------------------------------|-------------------------------|--------------------------------------|
| 4 Height 12"    | \$695                             | \$695                         | \$750                         | \$850                                |
| 5 Height 15.75" | \$775                             | \$795                         | \$825                         | \$850                                |
| 5 Height 21.5"  | \$775                             | \$795                         | \$825                         | \$850                                |

**Note: The 21.5" high backrest can't be used on seat widths of 12.5" or 14"**



**6 Backrest - Motion Concepts (Proprietary Levo design) (must order mounting hardware)**

| Width      | 12" | 13" | 14" | 16" | 17" | 18" | 19" | 20" | NONE   |
|------------|-----|-----|-----|-----|-----|-----|-----|-----|--------|
| Height 14" |     |     |     |     |     |     |     |     | \$ 724 |
| Height 16" |     |     |     |     |     |     |     |     | \$ 824 |
| Height 20" |     |     |     |     |     |     |     |     | \$ 824 |

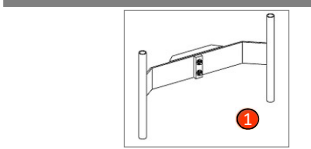


**7 Mounting Hardware**


|                                              |                                |        |
|----------------------------------------------|--------------------------------|--------|
| Motion Concepts adjustable mounting hardware | E1028 <input type="checkbox"/> | \$ 292 |
|----------------------------------------------|--------------------------------|--------|

**Backrest options**

|                                                                                                 |                                |        |
|-------------------------------------------------------------------------------------------------|--------------------------------|--------|
| Dual tube conversion bracket with adjustable mounting hardware (For 3rd party backrest systems) | E1028 <input type="checkbox"/> | \$ 283 |
|-------------------------------------------------------------------------------------------------|--------------------------------|--------|



**Seat Cushion - memory foam with cover**



| Seat width ▶          | 32cm  | 36cm | 40cm   | 44cm   | 48cm | 52cm  |
|-----------------------|-------|------|--------|--------|------|-------|
| Seat depth ▼          | 12.5" | 14"  | 15.75" | 17.25" | 19"  | 20.5" |
| 38-40cm 15- 15.75"    |       |      |        |        |      |       |
| 42-44cm 16.5- 17.25"  |       |      |        |        |      |       |
| 46-52cm 18- 20.5"     |       |      |        |        |      |       |
| 54-58cm 21.25- 22.75" |       |      |        |        |      |       |
| 60-66cm 23.5- 26"     |       |      |        |        |      |       |

| NONE  |  |    |     |
|-------|--|----|-----|
| E2601 |  | \$ | 429 |
| E2601 |  | \$ | 429 |
| E2601 |  | \$ | 429 |
| E2601 |  | \$ | 429 |
| E2601 |  | \$ | 429 |

**Additional Seat Cushion Cover**

|             |      |       |    |     |
|-------------|------|-------|----|-----|
| Standard    | NONE | E2619 | \$ | 237 |
| Incontinent |      | E2619 | \$ | 237 |

**Headrest - V-Trak (must order mounting hardware)**



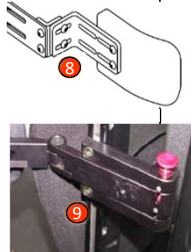
| Head support      |                                                             | NONE    |            |           |       |    |     |
|-------------------|-------------------------------------------------------------|---------|------------|-----------|-------|----|-----|
| 1                 | Winged                                                      | 4" deep | 9.5" wide  | 4.5" high | E0955 | \$ | 204 |
|                   | Winged L                                                    | 5" deep | 11.5" wide | 6" high   | E0955 | \$ | 215 |
| 2                 | Crecent                                                     | 5" deep | 11" wide   | 7" high   | E0955 | \$ | 297 |
| 3                 | Cradle (sub occipital pad)                                  | 6" deep | 8.25" wide | 6.5" high | E0955 | \$ | 286 |
| Mounting Hardware |                                                             | NONE    |            |           |       |    |     |
| 4                 | V-Trak headrest mount - Adjustable                          |         |            |           | E1028 | \$ | 215 |
| 5                 | V-Trak headrest mount - ball mount adjustable               |         |            |           | E1028 | \$ | 280 |
| 6                 | V-Trak headrest mount - Ball mount quick release adjustable |         |            |           | E1028 | \$ | 312 |

**Headrest - Motion Concepts (must order mounting hardware)**




|   |                                         |      |                  |       |    |     |
|---|-----------------------------------------|------|------------------|-------|----|-----|
| 7 | Headrest                                | NONE | 6" wide 3" high  | E0955 | \$ | 359 |
|   |                                         |      | 8" wide 6" high  | E0955 | \$ | 359 |
|   |                                         |      | 10" wide 6" high | E0955 | \$ | 359 |
|   | Headrest mounting hardware - adjustable |      |                  | E1028 | \$ | 259 |

**Lateral Thoracic Support - Motion Concepts (must order mounting hardware)**



|   |                                                |       |        |             |       |    |     |
|---|------------------------------------------------|-------|--------|-------------|-------|----|-----|
| 8 | MC lateral support (cane mount), pad and cover | Right | Small  | 3.5"x5.25"  | E0956 | \$ | 147 |
|   |                                                | Left  | Small  | 3.5"x5.25"  | E0956 | \$ | 147 |
|   |                                                | Right | Medium | 3.75"x5.75" | E0956 | \$ | 147 |
|   |                                                | Left  | Medium | 3.75"x5.75" | E0956 | \$ | 147 |
|   |                                                | Right | Large  | 4.25"x6.5"  | E0956 | \$ | 147 |
|   |                                                | Left  | Large  | 4.25"x6.5"  | E0956 | \$ | 147 |
|   | MC mounting hardware - adjustable/fixed        | Right |        |             | E1028 | \$ | 166 |
|   |                                                | Left  |        |             | E1028 | \$ | 166 |
| 9 | MC mounting hardware - adjustable/swing away   | Right |        |             | E1028 | \$ | 240 |
|   |                                                | Left  |        |             | E1028 | \$ | 240 |

**Knee Support Options (mandatory with standing)**



|   |                                                                                                                      |                              |                 |       |       |     |     |
|---|----------------------------------------------------------------------------------------------------------------------|------------------------------|-----------------|-------|-------|-----|-----|
| 1 | Knee support "Pro" - center mount                                                                                    | Pads adjustable H3.5"xD2.75" | NONE            |       |       |     |     |
|   | (Not for use with Power elevating legrests- Choose either the Swing away or Padded & reinforced knee support option) | Pad 4"- 4.75"                | Pair            | K0108 | \$    | 697 |     |
|   |                                                                                                                      | Pad 5.5"- 6.25"              | Pair            | K0108 | \$    | 697 |     |
| 2 | Knee support hardware - adjustable                                                                                   | Requires one                 | Each            | E1028 | \$    | 270 |     |
| 2 | Gelovations - Gel pad with cover (for Pro and Swing away supports)                                                   | Gelovations >                | Pair            | K0108 | \$    | 325 |     |
| 3 | Knee support - Swing away                                                                                            | Right                        | Pad 4"- 4.75"   | Each  | K0108 | \$  | 346 |
|   |                                                                                                                      |                              | Pad 5.5"- 6.25" | Each  | K0108 | \$  | 346 |
|   | Knee support hardware - adjustable                                                                                   |                              | Each            | E1028 | \$    | 319 |     |
|   |                                                                                                                      | Left                         | Pad 4"- 4.75"   | Each  | K0108 | \$  | 346 |
|   |                                                                                                                      |                              | Pad 5.5"- 6.25" | Each  | K0108 | \$  | 346 |
|   | Knee support hardware - adjustable                                                                                   |                              | Each            | E1028 | \$    | 319 |     |
| 4 | Knee support - Padded and reinforced                                                                                 |                              |                 | K0108 | \$    | 186 |     |
| 5 | Rectangular knee wedge                                                                                               |                              | 2" x 4"         | K0108 | \$    | 38  |     |
|   |                                                                                                                      |                              | 2.5" x 4"       | K0108 | \$    | 38  |     |
|   |                                                                                                                      |                              | 3" x 4"         | K0108 | \$    | 38  |     |
|   |                                                                                                                      |                              | 2" x 6"         | K0108 | \$    | 38  |     |
|   |                                                                                                                      | NONE                         | 3" x 6"         | K0108 | \$    | 38  |     |
| 6 | Conical knee wedge                                                                                                   |                              | 2"- 4" x 4"     | K0108 | \$    | 38  |     |
|   |                                                                                                                      |                              | 3.5"- 4.5" x 4" | K0108 | \$    | 38  |     |
|   |                                                                                                                      |                              | 5"- 7" x 4"     | K0108 | \$    | 38  |     |

**Footplates**

|                              |       |      |       |    |    |
|------------------------------|-------|------|-------|----|----|
| Footplate - angle adjustable | Right | 80°  | K0040 | \$ | 50 |
|                              |       | 90°  | K0040 | \$ | 50 |
|                              |       | 100° | K0040 | \$ | 50 |
|                              | Left  | 80°  | K0040 | \$ | 50 |
|                              |       | 90°  | K0040 | \$ | 50 |
|                              |       | 100° | K0040 | \$ | 50 |

**Accessories**



|              |                                |              |                                    |        |
|--------------|--------------------------------|--------------|------------------------------------|--------|
| ① Sideguards |                                | <b>Right</b> | <input type="text" value="K0108"/> | \$ 269 |
|              |                                | <b>Left</b>  | <input type="text" value="K0108"/> | \$ 269 |
|              | Mounting hardware - adjustable |              |                                    |        |
|              |                                | <b>Right</b> | <input type="text" value="E1028"/> | \$ 172 |
|              |                                | <b>Left</b>  | <input type="text" value="E1028"/> | \$ 172 |

**Lateral Thigh Support - Stealth**

|                                                |                                  |              |              |                                    |        |
|------------------------------------------------|----------------------------------|--------------|--------------|------------------------------------|--------|
| Lateral thigh support pads with fixed hardware | <b>NONE</b>                      | <b>Right</b> | (L8" x H4")  | <input type="text" value="E0956"/> | \$ 139 |
|                                                |                                  | <b>Right</b> | (L10" x H4") | <input type="text" value="E0956"/> | \$ 139 |
|                                                |                                  | <b>Right</b> | (L12" x H4") | <input type="text" value="E0956"/> | \$ 139 |
|                                                | <b>NONE</b>                      | <b>Left</b>  | (L8" x H4")  | <input type="text" value="E0956"/> | \$ 139 |
|                                                |                                  | <b>Left</b>  | (L10" x H4") | <input type="text" value="E0956"/> | \$ 139 |
|                                                |                                  | <b>Left</b>  | (L12" x H4") | <input type="text" value="E0956"/> | \$ 139 |
|                                                | Hardware - Adjustable/Swing Away | <b>Right</b> |              | <input type="text" value="E1028"/> | \$ 237 |
|                                                | Hardware - Adjustable/Swing Away | <b>Left</b>  |              | <input type="text" value="E1028"/> | \$ 237 |



|                           |  |                                    |        |
|---------------------------|--|------------------------------------|--------|
| ② Hip Belt - Pull Release |  | <input type="text" value="K0978"/> | \$ 129 |
|---------------------------|--|------------------------------------|--------|



|                                   |                                                                             |                                    |        |
|-----------------------------------|-----------------------------------------------------------------------------|------------------------------------|--------|
| ③ Chest support - padded roll bar |                                                                             | <input type="text" value="K0108"/> | \$ 751 |
|                                   | Chest support mounting hardware - removeable/adjustable                     | <input type="text" value="E1028"/> | \$ 172 |
|                                   | Additional Chest support - BodyPoint Universal Neoprene- 4.5" wide - SP110L | <input type="text" value="E0960"/> | \$ 144 |



|               |                     |              |                                    |        |
|---------------|---------------------|--------------|------------------------------------|--------|
| ⑤ Shoe holder | 3.75" x 7.25" Small | <b>Right</b> | <input type="text" value="K0108"/> | \$ 230 |
|               | 3.75" x 7.25" Small | <b>Left</b>  | <input type="text" value="K0108"/> | \$ 230 |
|               | 4.5" x 8" Large     | <b>Right</b> | <input type="text" value="K0108"/> | \$ 252 |
|               | 4.5" x 8" Large     | <b>Left</b>  | <input type="text" value="K0108"/> | \$ 252 |



|                   |  |                                    |        |
|-------------------|--|------------------------------------|--------|
| ⑥ Push handle bar |  | <input type="text" value="K0108"/> | \$ 321 |
|-------------------|--|------------------------------------|--------|



|                    |  |              |                                    |        |
|--------------------|--|--------------|------------------------------------|--------|
| ⑦ Rear view mirror |  | <b>Right</b> | <input type="text" value="K0108"/> | \$ 106 |
|                    |  | <b>Left</b>  | <input type="text" value="K0108"/> | \$ 106 |



|                                                       |                                  |                                    |        |
|-------------------------------------------------------|----------------------------------|------------------------------------|--------|
| ⑧ Tray table - swing away (mounted opposite joystick) |                                  | <input type="text" value="E0950"/> | \$ 305 |
|                                                       | Tray table - swing away hardware | <input type="text" value="E1028"/> | \$ 316 |

|                                          |  |                                    |        |
|------------------------------------------|--|------------------------------------|--------|
| Seat depth/Footrest Quick Adjustment Kit |  | <input type="text" value="K0108"/> | \$ 395 |
|------------------------------------------|--|------------------------------------|--------|

**EZ Lock docking system**

*Note: The EZ Lock docking system is ordered direct from EZ Lock and installed by the dealer.  
 Note that Group 22 batteries are necessary for correct installation.  
 Levo is not responsible for any damage to the chair by the installation.*

**Remarks**

*Pricing, features, options and accessories are subject to change without prior notice.  
 The HCPC coding shown are recommendations only.*